



Next Meeting: March 5, 2014

Speaker

Jack Hexter

Jack, who will give a seminar on rod building, was born and raised near Valley Forge, Pa. where he fished for trout as a youngster. After college he was employed by the FBI and sent to Miami for the 1972 political conventions where, he says, the FBI forgot about him and left him in the best fishing hole in the world for 27 years. In Miami, he joined the Miami Sportfishing Club, the Miami Beach Rod & Reel Club and was on the Metropolitan South Florida Fishing Tournament (MET) committee for numerous years, serving as president from 1994 to 1996.

He was honored by the MET in 1999 with the Henry H. Hyman Memorial Award for "commendable public service in recognizing, preserving and developing the economic importance of sport fishing opportunities in South Florida."

Along the way, he developed an interest in fly fishing and fly tying, and his involvement with the MET Tournament brought him in contact with some of the legends in this field. Stu Apte taught Jack the basics of casting a fly and Chico Fernandez taught him the basics of fly tying.

Fly Tyer

Greg Peterson

Greg, owner of Head Shot charters, is a former elementary school teacher, who now guides full time in the Tampa Bay area. The former Big Gun Shootout champion plans to tie a Kwan and Redfish Bitter.

It is time to pay your 2014 dues. For your convenience, an application form is printed on page 5, below.

Directions to Our Meetings: From I-75---Take Bruce B. Downs exit from I-75; go west 2 miles to traffic light, turn left on to Tampa Palms Blvd., then left on Compton Drive, and right at Compton Park. **From I-275--**-Take Bearss East to Bruce. B. Downs; then Bruce B. Downs east/north to Tampa Palms Blvd. Rt. on Tampa Palms, then left on Compton Drive and right at Compton Park.

MARCH 2014 PRESIDENT’S MESSAGE

Hello Fly Fishers, welcome to March and the anticipation of spring. Meanwhile, we hope you are enjoying our winter fishing opportunities. Tarpon will soon migrate along our coast in shallow water and provide exciting sight fishing. Several of our guides specialize in tarpon fishing and can hook you up for a great fly rod experience.

Thanks to our tiers last month for an informative evening and we look forward to Jack's talk on rod building. We welcome your input on speakers and seek good presentations that relate to fly fishing. Please let a board member know about any prospects.

Daylight savings time arrives March 9th, so we will practice casting during our meetings. Please take advantage of the opportunity for first-class help in an informal atmosphere.

Look in the newsletter for upcoming events, including our annual banquet at Hunter's Green again this year. Please consider attending for a fun afternoon with good food and friends. We are still seeking auction items and welcome donations or items for consignment. See our treasurer, Rick Valeri, to reserve your spot or give me a call. Tight lines.

Walt 


<u><i>In This Issue:</i></u>	<u><i>Page</i></u>
Monthly Meeting.....	1
President’s Message.....	2
TBFFC calendar.....	3
Tips for TBFFC, No. 68.....	4
Membership New/Renewal Application.....	5
Member Photos.....	6-8
Fly of the Month/Fishing Report.....	9
Tiny Flies.....	10
Member benefits, Guides, Casting Coaches.....	11-12

OFFICERS AND DIRECTORS

Interim Presidents (shared)	Durkin, Miekka, Sperling	
Vice President	Walt Durkin	813-476-7128
Treasurer	Rick Valeri	813-681-9143
Directors:	Nick Angelo	813-230-8473
	Deborah Brooks	720-878-5842
	Denise Bruner	813-989-2909
	Bryon Chamberlin	813-361-8801
	Pat Damico	727-360-6466
	Robert Fischer	813-962-0185
	Bob Gaulin	813-782-8605
	Ted Hagaman	813-920-7863
	Jeff Janecek	352-588-3866
	Dick Miekka	727-866-8682
	John Nelson	813-805-0202
	Rick O’Hara	813-238-6763
	Neil Sperling	813-655-5627
	Alligator Bob Young	813-986-3008

The next TBFFC Board of Directors meeting will be at 6 p.m., Wednesday, March 12 at P.F. Chang’s.

NOT GETTING THE NEWSLETTER? Please call Mike Hodge, Editor, at 352-672-2975 or mhodge7021@aol.com



The Fly Guy

Capt. Pat Damico

2981 E. Vina del Mar Blvd.
St. Pete Beach, FL 33706
Tel: 727-360-6466
Web: <http://captpat.com>
Email: flyguy@captpat.com

Barbed Steel Charters, Inc.

Specializing In Fly Fishing Along Florida’s West Central Gulf Coast



Capt. Bryon Chamberlin

(813) 361-8801
captbryon@yahoo.com
www.barbedsteel.com

USCG Licensed & Insured

alligator bob's

PREMIUM MEAT SNACKS



Robert "Alligator Bob" Young

P. O. Box 522 Thonotosassa, FL 33592-0522

Ph: (813) 986-3008
Order online!

Email: gatorbob@gatorbob.com
gatorbob.com



3916 W. Osborne Ave. Tampa, FL 33614
 Tel: (813) 870.1234 Fax: (813) 801.9609
www.tampafishingoutfitters.com
tampafishingoutfitters@gmail.com

CLUB EVENTS

2014 TBFFC MEETING DATES

After a slow start to 2014, TBFFC is now back on schedule. The next meetings are scheduled for March 5 and April 2.

Please watch this space for any changes.

TBFFC BANQUET

After much discussion, the decision has been made. The 2014 TBFFC banquet is set for March 30 at Hunter's Green Country Club. The Sunday afternoon event starts at 3 p.m. and ends at 7.

Tickets are \$40 per person, \$75 for a couple. Tickets can be bought at the door, but the club prefers that you send your check to Rick Valeri, our treasurer. His address: 1404 Oxfordshire Court, Brandon, Fla., 33510. Also, don't forget to send in your 2014 dues.

Timely payment ensures steady cash flow and a vibrant budget, which makes for a stable club.

This year's banquet features, drinks, appetizers, a buffet, a raffle, a silent auction and door prizes. Most of these goodies have been donated by generous club members and local businesses. Without them, the banquet would not be possible.

Please patronize those who give back. It's the right thing to do.

We discussed hosting a celebrity speaker, but unfortunately that issue fizzled largely because of cost. It wasn't that long ago that the big names in our sport invested their time for minimal cost as a way to give back and grow the sport. Times have changed.

Speaking fees have increased. Fly fishing is now a business. Nevertheless, the 2014 TBFFC banquet will serve its purpose, providing friendship and fun for the evening. We'll celebrate our accomplishments and look forward to another great year.

Mike Hodge 🌈

TIE-A-THON RECAP

After taking the month off, TBFFC resumed its schedule of monthly meetings. The February gathering focused on fly tying. We had three tiers --- Jeff Janecek, Pat Damico and Layne (Smitty) Smith.

All were prepared yet patient and did a great job of explaining their craft. Jeff showed us Clousers --- for freshwater and the salt. Pat tied beetles and an ant pattern.

Then there was Smitty, who knocked out a few shrimp patterns that are easy to tie, but effective. Thanks to all three for their time and effort.



Mike Hodge 🌈

HEALING WATERS NEWS

MacDill AFB agreed to host Project Healing Waters this winter. We have met there at least twice a month to continue fly tying/casting instruction. Initially, we thought we might need more help, but surprisingly attendance has been a



An evening of fly tying at MacDill AFB last month.

little sparse, so we've been fine in terms of having enough manpower. Among the flies that we've tied: a Bendback, a Woolly Buggler and a Gurgler. In between the fly tying classes, we casted indoors for a bit. Next time, we're planning on more advanced instruction outside, daylight permitting.

Meanwhile, Deb Brooks reports American Legion Post #5 in Tampa hosted Dayle Mazzarella, a certified casting instructor, who coached up volunteers on how to teach casting to Tampa PHW participants. Rod building classes are on the agenda, once PHW finds a good location. For additional information, updates and general PHW news, please go to www.projecthealingwaterstampa.org Also, Pat Damico is looking for volunteer captains for a May 17 Healing Waters outing at the Bradenton Yacht club. Trips are scheduled from 9 a.m. until 1 p.m.

Walt/Deb/Mike 🌈

EVENTS CALENDAR

- TBFFC Rod repair, March 5
- TBFFC Banquet, March 30
- Healing Waters/Bradenton, May 17

Tips for TBFFC: No. 68

Casting Tip: No. 51

No Need to Make Waves

What causes a wavy layout of my fly line?

Unless trying to intentionally put slack in a fly line to avoid drag, a straight layout of the line from the rod tip to the fly is desirable, especially in saltwater fly fishing. Shock waves can be introduced into the rod which will then be transferred to the fly line. Often when delivering our final cast, we give it that extra power which destroys the perfect loops and smooth straight line displayed in our false casts. Carefully avoiding the overpowering of the delivery cast will correct this problem.

Pat Damico, MCI 🌅
St. Pete Beach

More Assorted Tips

Wader Care II

Last newsletter, I reported leaky waders. I filled them with water, probed and prodded and researched online. YouTube, Vimeo, Google. Name a resource and I went there. Bottom line: There was nothing I could do.


I had a leak in the seams. Multiple applications of UV Loon wader repair helped, but even after several trips and more coatings, my feet were still soggy. I even got in the pool for a test run. That didn't work. Why? Because seam leaks get exposed during movement. A long walk on low tide usually reveal leakage. Standing waist deep in your pool for 10 minutes doesn't require the material to stretch enough.

The leaks were at the cuffs, just above the ankles where the waders meet the neoprene stocking feet. Evidently,

I had overstretched the material, when after each fishing trip, I would yank my tired feet from each stocking foot. Don't do this. Take each foot out slowly. Don't do what I did and step on the ground and pull to create leverage. Sit on the edge of the tailgate and slide your waders off as you would a pair of socks. It takes a few more minutes, but it's worth it. Your waders will last longer. Mine were fine until I got lazy. I had always been a little careless, but more fishing trips (gotta love those low winter tides) exposed the issue.

So I didn't have much choice. It was time to use that Bass Pro gift card from Christmas.

Mike Hodge 🌅



What a relief, new waders



Membership Application (New or Renewal) Tampa Bay Fly Fishing Club

Your Name: _____ Date: _____

Mailing address: _____

City: _____ State: ____ Zip: _____

Phones Hm: _____ Wk: _____ Cell: _____

Email address: _____

Type of Membership: (Ind., Fam., Corp.) _____

Please Check: One Year Five Year

Please list names you wish to include in family membership

Name: _____ Relationship: _____

Name: _____ Relationship: _____

Name: _____ Relationship: _____

Amount Enclosed \$ _____.

Annual Dues: \$25.00 Individual Membership

\$35.00 Family Membership

\$95.00 Corporate Single Membership (includes one membership and Ad Space)

\$120.00 Corporate Double/Family Membership

5 Year Dues: \$100.00 (Individual Membership) \$140.00 (Family Membership)

Please make check payable to mail to (or pay at meeting): **Tampa Bay Fly Fishing Club C/o Rick Valeri, 1404 Oxfordshire Ct. Brandon, FL, 33510**

March Pics





Top: Ted Hagaman with two of his quarry from the Shad Outing and a big red on the boat with Walt Durkin. Middle: A sheepshead photo from Robert Fischer. Bottom: Smitty's flies that led to the sheepshead. Mike Hodge with a red from a good day on the water at MacDill.



*Top: **John Hand** and **Pat Damico** took a trip recently and caught pompano and Spanish mackerel. **Middle: Walt Durkin** with a shad (left) and a redfish. **Bottom:** The 2014 TBFFC Tie-A-Thon was well attended. **Deb Brooks** and others look on as **Smitty** works his magic with a shrimp fly pattern, which was easy to understand and duplicate (with a little practice). **Jeff Janecek** and **Pat Damico** also tied a handful of nice patterns.*

Member pics, continued



Top: Joe Welbourn's Cirogue. A Tarpon Toad ready to be fished. *Middle:* Check out page 10 of this month's *Fly Fisherman* for the story on why local fly shops continue to struggle to keep the doors open. **Smitty** holds court on the different brands of UV lighting. *Bottom:* From the archives, **Bryon Chamberlin** can hardly wait for tarpon season after a battle with this nice fish.



when dry will give a smooth shiny finish like an ant's body. Study ants near your favorite stream and duplicate them with this simple technique.

More information on this fly and pattern is available at <http://dsflyfishing.com/the-black-ant/>

Fishing Report and Forecast *"What a great time to go fishing!"*

MARCH 2014

Anglers fishing with me on my Action Craft flats skiff, the Snook Fin-Addict, out of CB's Saltwater Outfitters on Siesta Key, caught and released Spanish mackerel, bluefish, pompano and trout in Sarasota Bay on flies and CAL jigs with shad tails in late last month. The best action of the week was with Spanish mackerel on deep grass flats.

Anna Maria and Sarasota winter residents, Bill Morrison and Gary Marple, fished deep grass flats at Stephens and near Bishop Point where they had steady action catching and releasing numerous Spanish mackerel, a few trout and bluefish on Ultra Hair Clouser flies.

Beale Ong, from St. Michaels, Md. and Wright Elliott, from New York, fished Sarasota Bay had good action with Spanish mackerel to 4 pounds, pompano



A nice Spanish mackerel

and bluefish on Ultra Hair Clouser flies and CAL jigs with shad tails on deep grass flats near Bishop Point. Tom Lamb, from Geneva, Switzerland and Roy Glah and Diane Muhlfield, from Sarasota fished the same area with me that afternoon. The action heated up as they had fast action catching and releasing numerous Spanish mackerel to 4 pounds, bluefish and a couple of pompano on CAL jigs.

Nick Reding and Tony Merlis fished deep grass flats and drop-offs on the west side of the bay where they had good action catching and releasing numerous Spanish mackerel and pompano.

Fishing deep grass flats of Sarasota Bay for trout, Spanish mackerel, blues and pompano and should be good along with night snook in the ICW.

Rick Grassett 🌅



FLY OF THE MONTH

Black Ant

As tied by Pat Damico

The black ant fly is one of my favorite terrestrial patterns in fly fishing. They should be fished in the surface film or just below the surface, so if you use any floatant, keep it sparse. The banks are the best place to cast this fly since most ants find their way into the water at that point. Very effective after some rain or under overhanging trees. These flies can be tough to see, so focus on where the fly *should* be after each cast. Sometimes it helps to have the ant tied onto a dry fly or hopper to help create a focal point or strike indicator. Set the hook after any trout rise in the area you think your fly should be if you lose sight of it, or watch the end of your fly line for a *twitch*.

Materials/Instructions

HOOK: Standard dry fly (16-12)

THREAD: Black

BODY/HEAD: All black thread or red thread for head

LEGS: Brown or black hackle

Tie on the black thread and wind to the bend. Build up body so that it is bulkiest in the center and tapers behind and forward. I usually tie several up to this point and coat the thorax with Hard As Nails, allowing it to dry. Tie in hackle near center of the shank and give it two, three turns. Tie off the thread and trim the excess hackle. Build the head the same way you did the body, usually a little smaller. Trim the thread, whip finish and add Hard As Nails, which

Sometimes Small Flies Lead to Big Fish

By Ted Hagaman

Every time I recall that morning on the river I am in wonder of the events that transpired. I was fishing this stretch of water on the advice of Dan, one of the staff at the fly shop on the property where I was staying. I was seeking some secluded water with big fish. He directed me to an upstream section of the river in the no-kill area that he liked to fish early in the morning. He felt there was a chance that a hatch might get started a little earlier further upstream. We picked out some size 22 beadhead sulfur nymphs just in case there was no surface activity.

As I drove to the river early the next morning, I was filled with the anticipation of fishing some new water. I was also hoping to have it all to myself. The spot was quite remote and I was pleased when I arrived to find no other cars or fishermen in sight. The overcast from the previous day remained and the air was wet with a heavy mist. Perfect! I rigged up and hiked down the trail to the river excited about the prospects of the morning.

The path met the river at the tail of a long flat that was about 100 feet wide. I stood well back from the river in the tall weeds and surveyed the area. The surface of the river looked like a pewter plate in the low light and mist. I searched for any signs of a hatch or working fish. Nothing. I was just about to tie on my tiny sulfur nymphs when I spotted a very subtle rise form about 30 feet out and above my position. I strained to verify what I had seen. Until yesterday I would have dismissed such a delicate rise as anything but a large trout. Joe, my guide the day before, opened my eyes to a new level of awareness. Again the same barely perceptible ring appeared in the same location. A ring so subtle it looked like a single grain of sand had been dropped on the water.

Excited, I was now committed to fish on the surface, but what to use? The day before I had taken some fish on a size 24 CDC blue wing olive. It was the smallest fly in my box. I decided to give it a try. I tied on some new 6X and then added about 8 inches of 7X. I fumbled tying knots in the fine tippet. My attention divided between tying knots, and checking for another rise. I struggled threading the tiny fly on the hair-like tippet with my hands shaking, anxious that the fish would not rise again. I tested my knots and slipped into the water downstream and just out far enough to get a little casting room.

I waited for another rise. When it came, I measured my cast along the bank and dropped the fly two feet above the rise form. I strained to see the fly but could not pick it up. I focused on the leader for any sign of a take. Nothing doing. After the leader drifted past, I picked it up and casted again with a wide loop so the fly would land softly. The cast fell short of the mark. I'm thinking too much, I tell myself to relax. On the next cast I saw the fly and got a good drift right over the fish. The fish rose right after my fly passed his position. Another good cast and drift. I'm running on instinct now. He does not take the fly. I begin to question if I have made the right choice of fly. I remember what Joe said yesterday, that getting a good drift is

more important than fly selection. I made another cast, totally focused on the fly. The trout rose and sipped my tiny offering.

The take was so delicate that I instinctively set the hook with a gentle lift of the rod. A long golden streak rolled in the water. It was huge. This was the first time that I saw the fish. You could feel the fish's power as he peeled off drag and headed for the center of the river. There was no stopping him. I gave him the rod and let the drag do its job. He turned and ran back toward me as I feverishly took up the slack. He settled down in his holding lie and then made a surging run upstream. The fine 7X tippet and my knots flashed through my mind. I eased up a little on the drag as the fish made a left turn and headed for the opposite bank. He is now 100 feet away from me. I took off across the river to regain some line, hoping he does not go downstream. I press him, but not too hard, and he works back to the center of the river. I am so impressed with the strength of these wild fish.

When I got below him, I decided that I would cut off his downstream exit. I work him first to the right and then to the left trying to confuse him. As he turned to head downstream I got a good look at him and that only made me more nervous. That tiny hook, that hair-like tippet seemed grossly inadequate to subdue such a fish. I moved over to cut off his downstream run and it worked. He tried the move again and again and each time I positioned myself to cut him off. He came so close to me one time that I almost reached for my net. Realizing that would be a mistake I concentrated on tiring this glorious fish and enjoying the moment. Two more times he came very close to me, and I became aware of having him on a short line. I worked him back to the bank right below the spot where I first saw him rise.

I reached back and pulled off my net, only to have him take off again. I dropped the net thankful that it was on a tether and refocused on subduing the fish. I sensed that I might be able to land him, but the thought of that tiny fly pulling out made me proceed very cautiously. I did not want to lose him now.

The first two times I tried to net him, he took off as soon as he saw the net. On the third pass I was able to lead him into the net. He did not like it and thrashed wildly as I held him in the water. A wave of euphoria swept over me as my body and mind relaxed in the presence of this beautiful golden creature. It was a big male brown with a huge mouth. I could not believe that a trout this large could make such a dainty rise form. I removed the fly from its upper jaw and held him in the net into the current watching his gills work. I held him up in my hands to etch his image in my mind and set him in the water at my feet. He did not swim off. The two of us just rested there for quite a while. I thanked the powers that be for this moment, touched the trout on the tail and watched him swim off. I climbed the bank and hiked back to the car.

Member Benefits

TBFFC is famous for its value and focus on the sharing of information, experience, and craftsmanship with its members. As a TBFFC member you will enjoy many benefits free or at nominal cost.

- Monthly Meetings with informative speakers
- Fly Fishing Outings
- Fishing Trips Sponsored by Members and the Club
- Group Clinics and Workshops
- Fly Tying Lessons
- One-On-One Fly Casting Lessons
- Shirts and Hats with club logo
- 80-page Beginner's Basic Skills Instruction Manual
- Annual Banquet

These boat Captains can take you to the best fishing spots
Fly Fishing Guides

- Capt. Nick Angelo (813) 230-8473
- Capt. Sergio Antanes (813) 973-7132
- Capt. Pat Damico (727) 360-6466
- Capt. Bryon Chamberlin (813) 361-8801
- Capt. Joe Gonzales (305) 642-6727
- Capt. Rick Grasset (941) 923-7799
- Capt. Pete Greenan (941) 923-6095
- Capt. John Hand (239) 842-7778
- Capt. Wade Osborne (813) 286-3474
- Capt. Frank Rhodes (863) 967-4258
- Capt. Greg Peterson (423) 432-1973
- Capt. Russ Shirley (727) 343-1957
- Capt. Keiland Smith (863) 944-7475

Fly Casting Coaches

Novice or advanced caster, one of the following coaches can assist you with your casting. Contact one convenient to your location to arrange a casting session.

- Dade City,**
Jeff Janecek.....352-588-3866
- South Tampa**
Steve Parker.....813-287-5583
- Brandon**
Neil Sperling.....813-655-5627
- North Tampa**
Jeff Abeles813-961-0097
Robert Fischer.....813-962-0185
Dan Lagace.....813-929-6605
Bill Murdoch813-971-4764
Leigh West.813-971-8697
- St. Petersburg**
Capt. Pat Damico.....727-360-6466
- Polk County**
Capt. Frank Rhodes.....863-967-4258

Our Corporate Sponsors

These companies sponsored the Tampa Bay Fly Fishing Club. Some are members of the club. We urge you to patronize them.

- 3-WAY CONSTRUCTION, Robert Fischer PO Box 342774, Tampa, 33694, (813) 495-5685.
- AFISHIONADO GUIDE SERVICES., Capt. Wade Osborne, (813) 286-3474, www.afishionado.com
- ALLIGATOR BOB'S Gourmet Alligator Meat Snacks, (813) 986-3008, WWW.GATORBOB.COM
- ALLSTATE FINANCIAL SERVICES, L.J. Cathlineau, (813) 752-2556
- AWESOME FISHING ADVENTURES, Capt. Keiland Smith, (863) 944-7475
- BARBED STEEL CHARTERS, Capt. Bryon Chamberlin, (813) 361-8801, captbryon@yahoo.com.
- REDFISH LANDING GUIDE SERVICE, Capt. John Hand www.RedfishLandingGuideService.com, (239) 842-7778
- CAPT. RUSS SHIRLEY, (727) 343-1957 www.captruss.com
- CAPT. SERGIO ANTANES, (813) 973-7132 www.REELFISHY.com
- CENTER FOR RADIATION ONCOLOGY, Kathryn Kapes, M.D., Jack Steel, M.D., Brandon, Plant City, Sun City Center, Tampa and Zephyrhills, (813) 661-6339
- COPY CONTROL MANAGEMENT, Donnie Cayo, Jr., 9411 Corporate Lake Dr., Tampa, (813) 882-3945, www.copycontrol.com
- FLINT CREEK OUTFITTERS, 1502 N. West Shore Blvd., Tampa, 33607, (855)-892-7226, www.flintcreekoutfitters.com
- TAMPA BAY ON THE FLY, Enver Hysni 4203 W. El Prado, Tampa (813) 443-0660, www.tampabayonthefly.com
- THE FLY GUY, Capt. Pat Damico, (727) 360-6466 www.captpat.com
- SNOOK FIN-ADDICT GUIDE SERVICE, Capt. Rick Grasset, (941) 923-7799, www.snookfin-addict.com
- SWANN'S FLY FISHING SHOP, Jim Swann, 13650 South 98 Bypass, Dade City, 33525, (352) 567-6029
- WALLACE B. ANDERSON, Jr. ATTORNEY AT LAW, 220 North Westshore Boulevard, Suite 220, Tampa, Florida, (813) 639-4255 wbataxlawyer@aol.com

2014 Member Application
Tampa Bay Fly Fishing Club

Your Name: _____ Date: _____

Mailing address: _____

City: _____ State: _____ Zip: _____

Hm. Phone: _____ Wk. Phone: _____

Email address: _____

Type of Membership: _____

Please Check: **One Year** _____ **Five Year** _____

Please list names you wish to include in family membership

Name: _____ Rel: _____

Name: _____ Rel: _____

Name: _____ Rel: _____

Annual Dues: \$25.00 Individual Membership
\$35.00 Family Membership
\$95.00 Corporate Single Membership
(includes one membership and Ad Space)
\$120.00 Corporate Double Membership
(includes two memberships or family membership and Ad Space in Newsletter)

Five Year Dues: \$100.00 Individual Membership
\$140.00 Family Membership

Please make check payable to: Tampa Bay Fly Fishing Club
C/o Rick Valeri, 1404 Oxfordshire Ct. Brandon, FL 33510



JIM SWANN'S

Complete Fly Fishing Shop
 Rods - Reels - Hand Tied Flies - Materials
 Guide Service
 Classes in Flying Tying and Casting

352-567-6029 13650 So. 98 By Pass
 Dade City, FL 33525



Tampa Bay
On The Fly

Fly Fishing and Tying
 Equipment, Instruction, and Adventures

Enver Hysni 4203 W El Prado Blvd
 Tampa FL 33629
 Cell 727.504.4062 Phone 813.443.0660
 enver@tbof.com www.tampabayonthefly.com Fax 813.443.0662




Wallace B. Anderson, Jr.
 Attorney at Law

Specializing in Estate Planning, Probate,
 Business Law and Tax Law

2202 N West Shore Blvd
 Suite 200
 Tampa FL 33607

Phone: 813.639.4255
 Fax: 813.639.7501
 Email: wbataxlawyer@aol.com



License Number
CGC037643

Robert Fischer
813-495-5685

P.O. Box 342774 Tampa, FL. 33694




CAPT. JOHN HAND
 U.S.C.G. LICENSED AND INSURED

FLY CASTING INSTRUCTOR

FLY FISHING & LIGHT TACKLE CHARTERS
 FLY CASTING INSTRUCTION
 SOUTH TAMPA BAY, FLORIDA

REDFISH • SNOOK • SHARK • TARPON

239-842-7778
www.RedfishLandingGuideService.com



L.J. Cathelineau
 Personal Financial Representative
Allstate Financial Services, LLC

1003 S. Collins Street
 Plant City, FL 33563

Office 813.752.2556
 Cell 727.656.9607

Securities offered through **Allstate Financial Services, LLC** (USA Securities in LA and PA).
 Registered Broker-Dealer. Member NASD, SIPC.