



The Tampa Bay Fly Fishing Club

www.tbffc.org

Next Meeting: Wednesday, May 6, 2009, 6:00 p.m.

Location: Compton Park Recreation Center, Tampa Palms (See below for Directions)

Invited Speaker

John Perry

Our speaker will be John Perry, manager of the Angler's Alibi fishing camp in Alaska. John was born and raised in Michigan, on an Island in the mouth of the Detroit River and Lake Erie. Learning to fish at an early age was the natural thing to do. Fly fishing and fly tying became an addiction for him in Michigan, chasing panfish, bass, trout, salmon and steelhead. After College, he moved out west to Colorado and ski patrolled full time in the winter and was a fly fishing guide in the summers- the perfect life. After a few seasons on the rivers in Colorado, an opportunity arose for him to guide at a new deluxe tent camp in Alaska, Anglers Alibi. He jumped at the chance and guided for 6 seasons before getting married and starting a family. He had to leave that lifestyle, temporarily though, and for the past three seasons, he has been back up in the great state of Alaska guiding at Anglers Alibi again, now as manager. Living in Florida has only increased John's background and knowledge of fishing, learning all that he can about the great saltwater fly fishing that this state has to offer.

Featured Fly Tyer

Nick Angelo

Nick Angelo was born and raised in ft. Lauderdale. He grew up fishing everywhere in south Florida, from the everglades to the keys. His uncle and father put a fishing rod in his hands at a very young age. He started fly fishing at the age of 12, catching Peacock bass in the canals behind his house. Nick's two passions are fishing and food. He has worked as a deck hand on fishing boats in south Florida and Alaska. He also worked in the fly shop at Outdoor World in Dania Beach, while attending college. He has worked as a chef for the last 9 years, and is currently pastry chef at a resort in Tampa.

We will be ordering club shirts and hats, embroidered with the club logo, at the May meeting. Bring your checkbook or cash. Catalogs will be available to allow you to select the item of your choice.

Directions to Our Meetings: From I-75---Take Bruce B. Downs exit from I-75; go west 2 miles to traffic light, turn left onto Tampa Palms Blvd., then left on Compton Drive, and right at Compton Park. **From I-275---**Take Bearss East to Bruce. B. Downs; then Bruce B. Downs east/north to Tampa Palms Blvd. Rt. on Tampa Palms, then left on Compton Drive and right at Compton Park

MAY 2009 PRESIDENT’S MESSAGE

Dear Flyfishers,

Welcome to May and the great opportunities to fly fish in Tampa Bay and surrounding waters. Please read our fishing report for the latest hot areas.

Thanks to our guest speaker last month for an informative and entertaining presentation on Argentina. Perhaps we can get Pat, Rick and Nanette to tell us about their recent adventure to the same area!.

Thanks also to Craig Smothers for tying for us as he is one of our many great folks we have with tying skills. Directions for tying his fly-of-the-month can be found on page 8, below.

And, thanks to those members who attended our last Ft Desoto outing. Fishing was great, but the catching was slow. Nonetheless, Steve Parker hosted April speaker Evan Jones on his boat and they saw some nice reds and caught a couple of lunker trout. It was a beautiful day to fish and enjoy drinks and sandwiches afterwards. Please let us know your ideas for other outings.

Be sure to bring your checkbook or some cash to purchase a club shirt at the May meeting. Pick the shirt you want from the Cabela’s catalog, and pay for the plain shirt. The club will pay to have our logo embroidered on the shirt at no cost to you.


All for now and tight lines. //Walt 

<u><i>In This Issue:</i></u>	<u><i>Page</i></u>
Monthly Meeting	1
President’s Message.....	2
TBFFC calendar of events.....	3
Tips for TBFFC, No. 11.....	4
Member Photos.....	5,6,7
Fly of the Month.....	8
Fishing Report and Forecast.....	8
Membership Application, Guides, Casting Coaches, etc.	9

OFFICERS AND DIRECTORS

Interim Presidents (shared)	Durkin, Miekka, Sperling	
Vice President	Walt Durkin	813-476-7128
Treasurer	Rick Valeri	813-681-9143
Directors:	Jeff Abeles	813-920-4653
	Nick Angelo	813-230-8473
	Denise Bruner	813-989-2909
	Bryon Chamberlin	813-361-8801
	Pat Damico	727-360-6466
	Robert Fischer	813-962-0185
	Bob Gaulin	813-782-8605
	Jeff Janecek	352-588-3866
	Dick Miekka	727-866-8682
	Rick O’Hara	813-238-6763
	Neil Sperling	813-655-5627
	Alligator Bob Young	813-986-3008

The next meeting of the TBFFC Board of Directors will be at 5:30 P.M. on Saturday, May 9, 2009, at Alligator Bob’s.





The Fly Guy

Capt. Pat Damico

2981 E. Vina del Mar Blvd.
St. Pete Beach, FL 33706
Tel: 727-360-6466
Web: <http://captpat.com>
Email: flyguy@captpat.com

NOT GETTING THE NEWSLETTER? Please call Dick Miekka, Editor, at 727-866-8682 or e-mail to dmiekka@cs.com

10330 North Dale Mabry • Suite 110
Tampa, FL 33618 • 813-961-0097
www.avantgold.com

Oyster Perpetual Cosmograph Daytona
Rolex, Oyster Perpetual, Daytona and Cosmograph are trademarks.

Barbed Steel Charters, Inc.

Specializing In Fly Fishing Along Florida's West Central Gulf Coast



Capt. Bryon Chamberlin
(813) 361-8801
captbryon@yahoo.com
www.barbedsteel.com

USCG Licensed & Insured

Snook Fin-Addict Guide Service, Inc.

CAPTAIN RICK GRASSETT

2447 Waneta Drive • Sarasota, Florida 34231

Lure & Fly Fishing Specialist
FFF Certified Fly Casting Instructor
Bay, Back Country & Coastal Gulf Fishing
Sarasota Bay • Charlotte Harbor • Tampa Bay

(941) 923-7799 Email snookfin@aol.com
www.snookfin-addict.com www.flyfishingflorida.net



LJ Cathelineau
Personal Financial Representative
Allstate Financial Services, LLC

1003 S. Collins Street
Plant City, FL 33563
Office 813.752.2556
Cell 727.656.9607

Securities offered through **Allstate Financial Services, LLC** (LSA Securities in LA and PA).
Registered Broker-Dealer. Member NASD, SIPC.

TBFFC EVENTS

2009 TBFFC MEETING DATES

Here are the meeting dates for all of 2009: May 6, June 3, July 1, August 5, September 2, October 7, November 4, December 2. **Please watch this space for any changes.**

CLUB SHIRTS TO BE ORDERED IN MAY

If you would like to order a fishing shirt embroidered with our club logo, please come to the May meeting and select the ones you want from the Cabela's Catalog. Prices vary, but the shirts generally cost \$20 to \$50, depending on the brand.

The club will pay to have our logo added and for postage plus any tax. You can also get your name added to the shirt for a nominal charge. We will be ordering a supply of club caps which you may purchase in June. If you want a special cap, we can order that for you at the May meeting.

If you are unable to attend the meeting but would like to order a shirt, please go to the Cabela's web site and choose the shirt type, color, and size that you want and mail the information, along with your check (made out to TBFFC) to Dick Miekka, 6735 14th Street South, St. Petersburg, FL 33705. The order will be placed with Cabela's on May 13.

MAY CASTING CLINIC

WHEN: Sat. May 30, 2009, 9:00 AM until 2:00 pm

WHERE: Compton Park Recreation Center

LED BY: Steve Parker

The clinic will cover the following:

- **One-on-one** and group casting lessons/assistance designed to upgrade your skills.
- **Casting** styles and Casting physics, **Rod selection** (flex type based on style), **Fly lines**- types available and their application.
- **Special Tips:** Steve is going to pull together all of the tips that he has learned over the last 30+ years of fly fishing. This will be an update of his popular September 2007 tip list.
- The prerequisite for this class is that the attendees have basic knowledge of equipment, terms used in fly fishing and the ability to cast and load the rod. They should bring their own equipment.
- **Fly tying basics and tips** may be presented, depending on available time and attendee interest.
- **Lunch** will be served

FUTURE CLUB EVENTS

- Outing at John Millns' is tentatively set for June 6
- July outing in Ocoola to catch the fabled Australian Barramundi right here in FL. We will need 11 to sign up – fee of \$140 includes lunch.
- A day with Bruce Richards (of 3M Scientific Anglers) Joint with Suncoast Club. Date not set yet.

ADVERTISE YOUR HAND-ME-DOWNS HERE

If you have a fly fishing device or other item that you would like to sell to a fellow member, Contact Dick Miekka at: dmiekka@cs.com with particulars. If there is room, we will list it here.

BILL JACKSON'S EVENTS OF INTEREST

Call (727) 576-4169 for all items listed below.

Fly casting clinics each Saturday at 10 AM

Fly Tying Clinics; 6:30 PM every Monday for beginners and every Wednesday for advanced tiers.

SUNCOAST FLY FISHERS

www.suncoastflyfishers.com

Regular Meetings: 6:30pm on the Third Thursday of each month, **except December**, at Walter Fuller Recreation Center, 7883 26th Ave. N., St. Pete.

MANGROVE COAST FLY FISHERS

www.mangrovecoastflyfishers.com

NOTE: Newer Location for MCFF Club meetings - **Twin Lakes Park**. The entrance to Twin Lakes Park in Sarasota is located on Clark Road, just 1/2 mile east of I-75, on the south (right) side of the road. Contact website above for details and directions.







John Broom
Licensed Real Estate Professional

Direct: (813) 765-6874
Office: (813) 929-7600
Fax: (813) 434-2405
John@JohnBroomRealtor.com
www.JohnBroomRealtor.com
27219 SR 56 • Wesley Chapel, FL 33544
Each Office Independently Owned and Operated

New Ideas &
Full Color Print Solutions.



813.319.3300 | copycontrol.com

TIPS FOR TBFFC – No. 11

Try Mangrove Coast Fly Fishers Recipes (Yum!)

BAKED CITRUS & HERB SALMON

Ingredients:

1-1/2 pounds Salmon Fillet, cut into 4 (6 ounces each) pieces

Coarse Salt

Fresh Ground Black Pepper

1 tablespoon grated Fresh Lemon Rind

1 tablespoon grated Fresh Orange Rind

8 Fresh Chives

4 sprigs Fresh Thyme

4 sprigs Fresh Oregano

4 sprigs Fresh Tarragon

1 Fresh Lemon, sliced

Preparation:

1. Preheat oven to 450 F.
2. Spray shallow roasting pan with cooking spray.
3. Season salmon fillets with coarse salt and fresh ground black pepper.
4. Combine lemon and orange rinds. Spread evenly over fish.
5. Arrange herb sprigs over individual servings. Place lemon slices on top of herb sprigs.
6. Place fish in roasting pan.
7. Roast 10 minutes, or until fish flakes easily.



CRAB STUFFED FLOUNDER

Ingredients:

1 1/2 pounds flounder fillets

1 cup crabmeat - drained, flaked and cartilage removed

1 tablespoon finely chopped green bell pepper

1/4 teaspoon ground dry mustard

1/4 teaspoon Worcestershire sauce

1/4 teaspoon Salt

ground white pepper, to taste

3 crushed saltine crackers

1 egg white

1 tablespoon mayonnaise

1/4 cup butter, melted

1 egg yolk


5 tablespoons mayonnaise

1/2 teaspoon paprika

Tablespoon dried parsley

Preparation:

1. Preheat oven to 400 degrees F (200 degrees C). Rinse the fillets and pat dry with paper towels.
2. Combine crab meat, green pepper, mustard powder, Worcestershire sauce, salt, white pepper and the crushed saltines. Combine the egg white and 1 tablespoon mayonnaise. Stir this into the crab meat mixture.
3. Brush the flounder fillets with melted butter. Place in a lightly greased, shallow baking dish. Spoon the crab mixture over the fillets and drizzle with any remaining butter.
4. Bake the fillets at 400 degrees for 15 minutes.
5. While the fish is baking, lightly beat the egg yolk in a small bowl. Stir in 5 tablespoons of mayonnaise. Remove fish from oven and spread this mixture over the stuffing; sprinkle with paprika and parsley.
6. Increase oven temperature to 450 degrees and bake until golden and bubbly, about 6 minutes 🍷



There's something **reelfishy** in Florida!

SI FISHING CHARTERS, Inc.

- 55 Professional Licensed and Insured Captains on Staff.
- Corporate and Group Charters Specialist.
- Travel planning for group or corporate charters.
- Tournament packages arranged for group, corporate and fund-raising events.

1/2, 3/4 or Full Day Charters!
813-973-7132

Awesome Fishing with **Captain Keiland Smith**

Night-Time Snook

West-Coast Tarpon

East-Coast Redfish

863-944-7475
www.awesomefishing.net

Member Photos, May 2009




After being told they would catch elusive Permit "when pigs fly," **Bryon Chamberlin** (inset top left), **Frank Rhodes** (inset top right), and **Pat Damico** (eating breakfast with Frank) fished in Mexico where *Swine Flu*!

Member Photos, Continued



Attendees at the Ft Desoto outing had a nice lunch and good conversations, but only a few, like our April speaker **Evan Jones** (above) – fishing with **Capt. Steve Parker**--caught fish. Others stayed until dusk and saw a beautiful sunset (below)

Photos by Denise Bruner



Jeff Janecek continues to have great success bass fishing in local lakes (left)

Jeff's good friend, **Gerald Ray**, (right) who has joined Jeff's Project Healing Waters team, displays a non-Florida fish.



More Member Photos



Pat Damico, Rick and Nanette O'Hara and Don Manning (a member of the Suncoast Fly Fishers) traveled to the Patagonia region of Argentina in March to fish with Esquel Outfitters. The fishing was exceeded only by the hospitality of the Argentinian people, the incredible food, and the jaw-dropping scenery. It was truly the trip of a lifetime, and we were all sad to leave this spectacular place. Viva Argentina! (Nanette 4/22/09)

A beautiful spring creek rainbow and a wonderful bottle of Malbec wine -- two of my favorite memories from our trip!



FLY OF THE MONTH

Craig's Enrico Fiber Sardine

As Tied by Craig Smothers



Most of the Enrico flies you find in the shop have a "Pinfish" profile. By adjusting the way this material is tied, different profile can be had which looks much more like the typical "Sardine."

Materials:

Hook: Gamakatsu SC-15 #1/0

Gills: Enrico Silky Fibers reddish brown

Body: Enrico Sea Fibers in White, Light Olive, Olive

Thread: Flymaster (gold) 6/0 in white

Eyes: 5mm Stalk eyes (white/black)

Glue: brushable Crazy Glue, Fletch-Tite

Flash: pearl green and chartreuse Angel Hair

Tying the Fly:

Let me start by saying that this fly is tied much like a "hi-tye" fly. The fly has three tye in point along the shank of the hook. Don't use too much of any of the fibers. It's very easy to over-dress the hook with these materials. Use half as much as you think it needs.

- 1) The hook goes in the vice point down. Thread back from the hook eye to the beginning of the downward bend. Fold a small bundle of the red Silky Fibers across the thread and tie it down on top of the hook. Trim this bundle even with the back of the hook (about 1/8th long). Fold a small bundle of light olive Sea Fiber over the thread, tying it in on top of the previous. Tie in a small amount of the chartreuse Angel Hair along either side of the light olive Sea Fiber. Now the white. Fold a small bundle across the thread then wrap the thread once just forward of the tie in point. Now pull the fibers downward to the rear of the hook at a 45 degree angle. As you do this, wrap the materials down to the hook. Add a small amount of the pearl-green Angel Hair on either side of the white. Now repeat the process again with white, this time drawing the material down at a larger angle, and adding the pearl-green. Now soak the tie in point with brushable Crazy Glue. All of the material you have just tied in should have a common tie in point. One is tied in on top the other.
- 2) Again, this process should be repeated along the hook's length a total of three times (minus the red).
- 3) You have now finished tying the fly. The head has been built up, whip finished, and everything has been glued down. Take the hook out of the vice and lay it flat on the bench. I use a (hard) adult sized toothbrush to comb the material out towards the rear on both sides.
- 4) Now it's time to trim. I use a pair of 10" scissors, short ones just won't work. Trim just a bit at a time, you can always cut away more. Refer to my drawings as to how it should be trimmed.
- 5) Lastly, the eyes. Use the 5mm stalk eyes. Trim the stalk with a pair of sharp wire cutters. There shouldn't be any of the stalk remaining on the back. If you can't get that close, place the eye on an emery board (fingernail) and sand it off. Using Fletch-Tite glue, place a small amount against the hook's shank, a small amount on the back of the eye, and then stick it together. Do the same for the other side. Now squeeze the two together. It will be fishable in twenty minutes.

Fishing Report and Forecast

"What a great time to go fishing!"

Our May outing at Ft DeSoto Park was super. A great turnout of 15 members came out to fish and tell stories. The fishing was enjoyable but only a few caught fish. **Leigh West** and **Denise Bruner** caught trout, and our April speaker **Evan Jones**, fishing with **Capt Steve Parker**, did very well. He caught several trout one in the 3lb range and one in the 4lb range. The rest of us had to be (thanks to **Dick Miekka**) satisfied with some sub sandwiches, potato salad and cole slaw with soft drinks and potato chips.


Members **John** and **Joan Willis** report the weather in Georgia is horrible but the crappie bite is hot. Fishing on West Point Lake near LaGrange, Ga. they caught a nice bag of crappies and one really nice one says John. The fly used was a bead-head white woolly bugger on a #6 hook that he tied himself.

Capt. **Pete Greenan**, in mid April fishing in the Boca Grande area with **Brian Karem** and **Dusty Sprague** caught several species of fish, including trout on clouser minnows and snook on grey/sand Puglisi patterns. **Ron Whiteley** and Pete fished Boca Grande and caught a 27 inch snook and several sea trout and ladyfish on Ron's Estaz maragou and Puglisi. Ron stated that tarpon fishing is improving and that will give anglers more species to target.

Member **Rick Fender** spent a few days at **Rick and Nanette's** place in Everglades City. Fly fishing ended with a catch of what Rick called an "undesirable" fish. With conventional rod and reel he caught a 5 foot black tip shark after a 45 minute workout. Later he caught a 5'5" tarpon that took 20 minutes to bring alongside the boat for release.

Fly angler Nick Reding, from Longboat Key, FL, while fishing with **Capt. Rick Grasset** on April fools day in high winds, caught several snook on a clouser fly and later in the day caught several trout to 4 pounds and Spanish mackerel on Ultra Hair Clouser flies.

Tight Lines

Bob 

Rjgaulin@yahoo.com

813-782-8605 home

813-293-6561 cell

www.captruss.com
USCG Licensed & Insured

russ@captruss.com
Charter & Instruction

Captain Russ Shirley
Fly Fishing & Light Tackle Specialist

Tampa Bay 727.343.1957 Homosassa

Tarpon • Snook • Redfish
Trout • Shark • Mackerel

Member Benefits

TBFFC is famous for its value and focus on the sharing of information, experience, and craftsmanship with its members. As a TBFFC member you will enjoy many benefits free or at nominal cost, plus enriching experiences.

- Monthly Meetings with Famous Speakers
- Fly Fishing Outings
- Fishing Trips Sponsored by Members and the Club
- Group Clinics and Workshops
- Fly Tying Lessons
- One-On-One Fly Casting Lessons
- Shirts and Hats with club logo
- 80 Page Beginner's Basic Skills Instruction Manual
- Annual Banquet with International Speakers

These boat Captains can take you to the best fishing spots
Fly Fishing Guides

- Capt. Nick Angelo (813) 230-8473
- Capt. Sergio Antanes (813) 973-7132
- Capt. Pat Damico (727) 360-6466
- Capt. Bryon Chamberlin (813) 361-8801
- Capt. Joe Gonzales (305) 642-6727
- Capt. Rick Grasset (941) 923-7799
- Capt. Pete Greenan (941) 923-6095
- Capt. Rick Gross (941) 794-3308
- Capt. Russ Shirley (727) 343-1957
- Capt. Paul Hawkins (727) 526-2438
- Capt. Wade Osborne (813) 286-3474
- Capt. Frank Rhodes (863) 967-4258
- Capt. Keiland Smith (863) 944-7475

Fly Casting Coaches

Novice or advanced caster, one of the following coaches can assist you with your casting. Contact one convenient to your location to arrange a casting session.

South Tampa

Steve Parker.....813- 287-5583

Brandon

Neil Sperling.....813-655-5627

North Tampa

Jeff Abeles813-961-0097

Robert Fischer.....813-962-0185

Dan Lagace.....813-929-6605

Bill Murdoch813-971-4764

Leigh West.813-971-8697

Saint Petersburg

Capt. Pat Damico.....727-360-6466

Polk County

Capt. Frank Rhodes.....863-967-4258

Our Corporate Sponsors

These companies sponsored the Tampa Bay Fly Fishing Club. Some are members of the club. We urge you to patronize them.

- 3-WAY CONSTRUCTION CO. Robert Fischer PO Box 342774, Tampa, FL 33694 (813) 968-1505.
- AFISHIONADO GUIDE SERVICES., Capt. Wade Osborne, (888) 402-3474 , www.wadefishl.com
- ALLIGATOR BOB'S Gourmet Alligator Meat Snacks (813) 986-3008, WWW.GATORBOB.COM
- ALLSTATE FINANCIAL SERVICES L.J. Cathlineau (813) 752-2556
- AVANT GOLD JEWELERS, Jeff Abeles, 10330 North Dale Mabry, Suite 150, Tampa, FL 33618, (813) 961-0097
- AWESOME FISHING ADVENTURES, Capt. Keiland Smith, (863) 944-7475
- BARBED STEEL charters inc. Capt. Bryon Chamberlin (813) 361-8801 bryon@barbedsteel.com, www.barbedsteel.com.
- BILL JACKSON'S SHOP FOR ADVENTURE, 9501 US 19 N. Pinellas Park FL 33782, (727) 576-4169
- THE FLY GUY Capt. Pat Damico (727) 360-6466 www.captpat.com
- THE TAMPA ANGLER , Capt. Dave Chouinard, 490 W. Hillsborough Ave., Tampa 813-374-2497 www.TheTampaAngler.com
- CENTER FOR RADIATION ONCOLOGY, Kathryn Kapes, M.D., Jack Steel, M.D., Brandon, Plant City, Sun City Center, Tampa and Zephyrhills (813) 661-6339
- COPY CONTROL MANAGEMENT, INC. Donnie Cayo, Jr. 9411 Corporate Lake Dr. Tampa, FL 33634 (813) 882-3945 www.copycontrol.com
- CAPT. RUSS SHIRLEY (727) 343-1957 www.capruss.com
- CAPT. SERGIO ANTANES (813) 973-7132 www.REELFISHY.com
- JOHN BROOM (813) 765-6874 John@JohnBroomRealtor.com
- SNOOK FIN-ADDICT GUIDE SERVICE, INC. Capt. Rick Grasset, (941) 923-7799 www.snookfin-addict.com
- SWANN'S FLY FISHING SHOP, Jim Swann, 13650 South 98 Bypass, Dade City, FL 33525, (352) 567-6029

2009 member application
Tampa Bay Fly Fishing Club

Your Name: _____ Date: _____

Mailing address: _____

City: _____ State: _____ Zip: _____

Hm. Phone: _____ Wk. Phone: _____

Email address: _____

Type of Membership: _____

Please Check: One Year Five Year

Please list names you wish to include in family membership

Name: _____ Rel: _____

Name: _____ Rel: _____



Name: _____ Rel: _____

Annual Dues: \$25.00 Individual Membership
 \$35.00 Family Membership
 \$95.00 Corporate Single Membership
(includes one membership and Ad Space)
 \$120.00 Corporate Double Membership
(includes two memberships or family membership and Ad Space in Newsletter)

Five Year Dues: \$100.00 Individual Membership
 \$140.00 Family Membership

Please make check payable to: Tampa Bay Fly Fishing Club
 C/o Rick Valeri, 1404 Oxfordshire Ct. Brandon, FL 33510

Tampa Bay Fly Fishing Club
P.O. Box 692
Brandon, FL 33509-0692


JIM SWANN'S



Complete Fly Fishing Shop
 Rods - Reels - Hand Tied Flies - Materials
 Guide Service
 Classes in Flying Tying and Casting

352-567-6029
13650 So. 98 By Pass
Dade City, FL 33525


Capt. Dave Chouinard
 8490 W. Hillsborough Ave
 Tampa, FL 33615

Full Service Fly Shop
 Fresh & Saltwater
 Fly Tying & Casting Lessons
 Internet Catalog & Rewards Program

Tel: / Fax: 813-374-2497
 Email: Dave@TampaAngler.com



TheTampaAngler.com


License Number
CGC037643

ROBERT FISCHER
 President

813-968-1505

P.O. Box 342774 • Tampa, FL 33694 • (813) 968-1505


813.765.6874
john@johnbroomfinancial.com
www.johnbroomfinancial.com

JOHN BROOM FINANCIAL
 15310 Amberly Drive, Suite 250
 Tampa, FL 33647

*Securities thru
 CAPITAL INVESTMENT GROUP, INC.
 17 Glenwood Avenue, Raleigh, NC 27603
 Member FINRA - SIPC
 919.831.2370 • fax 919.832.7928*

John A. Broom III
 Financial Consultant
 Registered Representative