



The Tampa Bay Fly Fishing Club

www.tbffc.org

Next Meeting: Wednesday, January 6, 2010, 6:00 p.m.

Location: Compton Park Recreation Center, Tampa Palms (See below for Directions)

Invited Speaker

Kevin Howell

Growing up as the son of a nationally known fly tier and fisherman; Kevin was fortunate enough to have fished in 2 foreign countries and 38 of the fifty states, before he headed off to college. Kevin earned a BS in technology and a BS in Education from Appalachian State University. In 1997 Kevin took a job as manager of Davidson River Outfitters, and added Dwight and Don's Custom Tackle in 1998

Kevin is also a nationally known fly tier and is currently one of the Signature Fly Designers for Umpqua Feather Merchants. Kevin is also on the Sage Pro/Advisory staff. Kevin has been featured on Trout Unlimited Television, Fly Fishing America, and The Three Day Weekend on Home and Garden Television. He has numerous fishing and casting championships to his credit, including: Team semi-finalist in the 2003 Fly Fishing Masters Competition; 2006 winner of Fly Fishing Master's National Championship; and the 2008 Rumble in the Rhododendron Fly Fishing Tournament.

Kevin has also Authored "The Southeast Fly Guide" a hatch book designed to help southern trout anglers understand what flies to use when. He also completed the book "Tying and Fishing Southern Appalachian Trout Flies" which his father had started before he passed away in 1998.

Featured Fly Tyer

Jeff Janecek

Our tyer for this month is Jeff Janecek. He has demonstrated several fly patterns in the past. This time Jeff will be tying a fly he fished this December in the North Carolina Mountains. It is a leech pattern that was effective in 30 degree weather with 2 ft of snow on the ground. The fly caught 7 rainbow trout in 15" range, 1 17" brown, and a 19" brook. Jeff placed the fly just above the pools in the rapids and retrieved in 6" strips. All were caught in less than one hour. Jeff's goal is to introduce new members to tying flies. There is a great feeling of satisfaction tying your own fly, reading the water, placing a cast just where you want it, then...the take.

It's Time to Pay Dues Again--\$25 for single, \$35 for family, extra savings for 5-year membership

Directions to Our Meetings: From I-75---Take Bruce B. Downs exit from I-75; go west 2 miles to traffic light, turn left onto Tampa Palms Blvd., then left on Compton Drive, and right at Compton Park. From I-275---Take Bearss East to Bruce B. Downs; then Bruce B. Downs east/north to Tampa Palms Blvd. Rt. on Tampa Palms, then left on Compton Drive and right at Compton Park


JANUARY 2010 PRESIDENT’S MESSAGE

Hello and Happy Holidays,
2009 flew by so fast, it’s hard to imagine that January 2010 is here already....

The Club wants to thank **Nick Angelo, Walt Durkin, Logan Valeri, and Jeff Janecek** for teaching us how to tie some of their favorite flies at our Dec meeting, and to **Pat Damico** for organizing the Tie-A-Thon. Thanks also to everyone that brought food and drinks. I know that our members had a good time.

Thanks to all participants in our annual *Play Hooky for the Holidays* outing at the fish hatchery. Members fished first (to beat the rain), ate some great seafood prepared by **Nick Colantonio**, then had an entertaining and informative lecture on the activities of the hatchery by **Gina Russo**.

Well I hope everyone has had a good Holiday and a safe New Year. See you at our January meeting.....

Tight Lines, Neil 


<u><i>In This Issue:</i></u>	<u><i>Page</i></u>
Monthly Meeting	1
President’s Message.....	2
TBFFC calendar of events.....	3
Tips for TBFFC, No. 19.....	4
Member Photos.....	5
Pattern or Presentation?.....	6
On Trout Fishing.....	6
News Items.....	7
Fly of the Month.....	8
Fishing Report and Forecast.....	8
Membership Application, Guides, Casting Coaches, etc.	9

OFFICERS AND DIRECTORS

Interim Presidents (shared)	Durkin, Miekka, Sperling	
Vice President	Walt Durkin	813-476-7128
Treasurer	Rick Valeri	813-681-9143
Directors:	Nick Angelo	813-230-8473
	Denise Bruner	813-989-2909
	Bryon Chamberlin	813-361-8801
	Pat Damico	727-360-6466
	Robert Fischer	813-962-0185
	Bob Gaulin	813-782-8605
	Ted Hagaman	813-920-7863
	Jeff Janecek	352-588-3866
	Dick Miekka	727-866-8682
	Rick O’Hara	813-238-6763
	Neil Sperling	813-655-5627
	Alligator Bob Young	813-986-3008

The next meeting of the TBFFC Board of Directors will be at 6:00 P.M. on Wednesday, January 13, Location TBD.

NOT GETTING THE NEWSLETTER? Please call Dick Miekka, Editor, at 727-866-8682 or e-mail to dmiikka@cs.com



The Fly Guy

Capt. Pat Damico

2981 E. Vina del Mar Blvd.
St. Pete Beach, FL 33706
Tel: 727-360-6466
Web: <http://captpat.com>
Email: flyguy@captpat.com




10330 North Dale Mabry • Suite 110
Tampa, FL 33618 • 813-961-0097
www.avantgold.com

Oyster Perpetual Cosmograph Daytona Rolex, Oyster Perpetual, Daytona and Cosmograph are trademarks.

Barbed Steel Charters, Inc.

Specializing In Fly Fishing Along Florida's West Central Gulf Coast



Capt. Bryon Chamberlin
(813) 361-8801
captbryon@yahoo.com
www.barbedsteel.com

USCG Licensed & Insured

Snook Fin-Addict Guide Service, Inc.

CAPTAIN RICK GRASSETT

2447 Waneta Drive • Sarasota, Florida 34231

Lure & Fly Fishing Specialist
FFF Certified Fly Casting Instructor
Bay, Back Country & Coastal Gulf Fishing
Sarasota Bay • Charlotte Harbor • Tampa Bay

(941) 923-7799 Email snookfin@aol.com
www.snookfin-addict.com www.flyfishingflorida.net



LJ Cathelineau
Personal Financial Representative
Allstate Financial Services, LLC

1003 S. Collins Street
Plant City, FL 33563
Office 813.752.2556
Cell 727.656.9607

Securities offered through Allstate Financial Services, LLC (LSA Securities in LA and PA).
Registered Broker-Dealer. Member NASD, SIPC.

TBFFC EVENTS

2010 TBFFC MEETING DATES

Here are the meeting dates for all of 2010: January 6; February 3; March 3; April 7; May 5; June 2; July 7; August 4; September 1; October 6; November 3; December 1, **Please watch this space for any changes.**

2010 TBFFC OUTINGS

There are no club outings planned for January. We hope to renew the annual shad outing on the St John's River in February. Details will be published next month.

NEW FLY FISHING TV SHOW ON SUNDAYS

Sunday morning, December 27 on ESPN2 at 9am is the premier of "Pirates of the Flats", the new fly fishing show that Aaron Adams is associated with, along with Lefty Kreh, Michael Keaton, and Thomas McGuane. Look for repeats the following Saturday morning. There is a trailer on youtube to give you a taste:

<http://www.youtube.com/watch?v=FVVA9yT07G0>

WANT TO BE AN FFF DEMONSTRATION TYER?

Hi to my Fly Fishing Friends in Florida, I would like to extend an invitation to all of the FFF Florida Council Members who would be interested in being a Demonstration Fly Tier at our upcoming FFF Southeastern Council Conclave. The conclave will take place next June 4-5, 2010 at the Unicoi State Park, in Helen, Georgia.

Would you kindly forward the invitation to your clubs and members? I would greatly appreciate it.

Best regards and Happy Holidays,
Jodi Slapcinsky, SEC FFF
Vice President of Communications and Fly Tying Chair
jslap@yahoo.com 386-454-2037

Note: If interested, contact Jodi above or Dick Miekka at dmiekka@cs.com

O'HARA EVERGLADES CABIN FOR RENT

The O'Hara Cabin is for rent in Everglades City in the heart of the Ten Thousand Islands. Fish in one of America's last true wilderness areas for snook, tarpon, redfish and a variety of other species. Cabin sleeps three

in comfort with full kitchen facilities. You will have access/use of launching ramp, pool, laundry facilities, store and deli. Our fee is \$85 per night + one-time \$35 cleaning fee. Call Rick O'Hara at 727-410-0459 or e-mail flyguy47@verizon.net.

LLOYD BULL PLANNING 2010 TRIPS

If interested in either of the great fishing adventures listed below, contact Lloyd at the December meeting or at (727) 784-8410. **Hurry: Lloyd must make reservations soon.**

- Great Bear Lake (his last) July 31-August 8 (approx)
- Also Green River, Early May.

SUNCOAST FLY FISHERS


www.suncoastflyfishers.com

Regular Meetings: 6:30pm on the Third Thursday of each month, **except December**, at Walter Fuller Recreation Center, 7883 26th Ave. N., St. Pete.

MANGROVE COAST FLY FISHERS

www.mangrovecoastflyfishers.com

NOTE: Newer Location for MCFF Club meetings - **Twin Lakes Park**. The entrance to Twin Lakes Park in Sarasota is located on Clark Road, just 1/2 mile east of I-75, on the south (right) side of the road. Contact website above for details and directions.

	Wallace B. Anderson, Jr. Attorney at Law	Specializing in Estate Planning, Probate, Business Law and Tax Law
	2202 N West Shore Blvd Suite 200 Tampa FL 33607	
Phone: 813.639.4255 Fax: 813.639.7501 Email: wbataxlawyer@aol.com		

New Ideas &
Full Color Print Solutions.



Great People. Great Solutions.



813.319.3300 | copycontrol.com

TIPS FOR TBFFC – No. 19

Casting Tip for TBFFC: 2

We will take the first of five Essential components of a technically correct cast. Different instructors will occasionally say they use three or four essentials, but their definition will usually combine the five essentials we will discuss. Bill and Jay Gambell in their excellent booklet available from FFF, "The Essentials of Fly Casting," first published in 1993, is still the indisputable standard.

There must be a PAUSE at the end of each stroke, which varies in duration with the amount of line beyond the rod tip. In order to cast a fly, the rod must bend or load. The weight of the line loads the rod in fly casting. The more straight line outside of the rod tip, the more the rod will load. A beginner should frequently watch his backcast to make sure the line is almost straight as it unrolls before the forward cast is begun. If the length of fly line is constant, the amount of pause is the same on both the forward and backcast. When false casting, not allowing the fly line to touch the ground or water, gradually increase the length of line and the amount of time you wait or pause before starting to move the rod tip in the opposite direction. As an exercise, begin false casting with only a few feet of line outside the rod tip. Increase line a foot at a time and monitor your timing, when it looks and feels right, with nice tight loops, add a foot of line and continue. Waiting, or pausing, too long will allow the line to completely straighten and gravity will take over causing the line to fall at the same time unloading the fly rod and destroying the cast. To unload the rod properly at the end of each stroke the rod tip should have a crisp stop. Short cast, short pause; long cast, long pause.

Pat Damico, MCI 🌞

Spicy Dip Was a December Meeting Favorite

Buffalo Chicken Dip

Ingredients:

- 3 large chicken breasts
- 2 bricks cream cheese
- ½ cup chopped celery
- 1 (15oz) bottle Frank's Original Red Hot
- 8oz of Ken's Steakhouse Blue Cheese Dressing

Directions:

- In a large sauce pan with lid, add chopped celery, Frank's Original Red Hot, and chicken breasts. Simmer covered on med/low heat for 30 min. Flip chicken after 15 min. Cut chicken breasts in half if they are very thick.
- Remove chicken and set aside. Add cream cheese and blue cheese dressing. Allow cream cheese to soften in pan while working on the chicken.
- Using 2 forks, shred chicken into very small pieces.
- After cream cheese has softened, mix the Frank's sauce, cream cheese, and dressing.
- Add the shredded chicken back to the mixture and fold in.
- Allow to simmer for another 15 to 20 minutes.


*Serve warm with Fritos Scoops or Tostitos Scoops.

* For reduced calorie dip, substitute 1/3 less fat cream cheese and Ken's Lite Blue Cheese Dressing.

* One can use Fat Free cream cheese, but it doesn't melt as well.

* Leftover dip can tolerate freezing fairly well.

Bryon Chamberlin 🌞



There's something **reelfishy** in Florida!

SI FISHING CHARTERS, Inc.

- 55 Professional Licensed and Insured Captains on Staff.
- Corporate and Group Charters Specialist.
- Travel planning for group or corporate charters.
- Tournament packages arranged for group, corporate and fund-raising events.

1/2, 3/4 or Full Day Charters!
813-973-7132

Awesome Fishing with Captain Keiland Smith

Night-Time Snook

West-Coast Tarpon

East-Coast Redfish

863-944-7475
www.awesomefishing.net

Member Photos for January, 2010



Second Chance: After getting skunked during a quickie November Bonefish trip to the upper keys (see last month photo) **Dave Chouinard** had better luck a few days later on an Islamorada Bonefish Mini Trip with **Greg Peterson**. They had about 15 good shots for the weekend with Dave getting two eats and one fish landed and photographed above. While driving across Alligator Alley, they hit a big bump at about 50 mph that turned out to be a 10 foot gator. Greg claims he has no idea how nothing broke but the only damage was some marks on the bumper and his underwear.



What's in the pot? Mmmmmm! Only two fish were caught during the **Play Hooky** outing on December 4, and we have no pictures to show of the nice (but small) tarpon and the snook.

Members ran for cover when it started to rain shortly before noon. By then, **Nick Colantonio** had already prepared his steamy seafood and pasta specialty. (photos by Denise Bruner)



Is your fly pattern more important than how you present it?

By Pat Damico

A book that should be in every saltwater fly fisherman's library is, "Fisherman's Coast," by Aaron J. Adams, Ph.D. Described as, "An angler's guide to marine warm-water gamefish and their habits," this book has been a revelation on how to fish different fly patterns. The author spends a lot of time discussing different types of prey found in every type of shallow saltwater environment. Color and size, as well as movements are presented in detail. Aaron's most recent book, "Fly Fisherman's Guide to Saltwater Prey," continues his quest and not only describes and contains photos of prey, but has detailed tying instructions and patterns that closely duplicate each life form.

Freshwater trout fishermen frequently wear a wool patch on their vests to dry fly patterns used that day. Did you ever notice that the most successful fisherman usually only have a couple flies present, while others may have a dozen or more? What does this tell us? Can we apply this information to improve our saltwater success? Could it be that the way a fly is presented is more important than the pattern itself? If you "match the hatch," exactly, why aren't you having as much success as you should? Think about how many times your beautiful fly improved as fish after fish destroyed the fly until only half of it was left.

With crabs, for instance, most fisherman fish a good pattern ineffectively. When discussing snook, the author reveals that stomach contents in colder weather show a very high number of crab parts. This finding was reinforced when our Tampa Bay Fly Fishing Club had an outing close to Cockroach bay. Dressed for a cold windy morning with water temperatures below sixty degrees, we were all wading and fly fishing except for one person nearby who was using live shrimp with spinning tackle. During the first fifteen minutes, he caught two redfish and a snook casting into a deeper hole and just letting his bait sit on the bottom. None of us fly fishing had a strike. I switched to a weighted crab pattern and with a sinking tip line cast into the deepest part of the water in front of me. After waiting until I was sure

the fly was on the bottom, I made short, one inch slow strips. My third cast stopped abruptly, almost like being snagged, and when I strip set the hook, I felt some head shaking. I thought I had a redfish on because the fish just, "Bulldogged," along the bottom. When he tired and came to the surface, much to my surprise, it was a decent snook. I told my companions what I was using, and continues to fish. Soon, another snook took my bottom-hugging crab pattern. After releasing the fish, I again shouted, "Put on a crab pattern!" Two more larger snook were later released. Every fish caught that morning fell to the same technique. Others fishing the same pattern were not fishing slow or deep enough to duplicate natural bait. Instead of changing to multiple patterns, presentation was the key.

Our spin fishing friends who use a DOA shrimp successfully follow my friend Capt. Mel's advice, "If you think you are fishing it too slow, slow it down even more." This will tell you how to fish shrimp patterns.

Size and color of these patterns should not be underestimated. Use a shrimp or crab pattern that closely matches the bottom you are fishing. 🌅

On Trout Fishing

I fish because I like to, because I love the environs where trout are found, which are invariably beautiful. Inherent in cities, where crowds of people are found, which are invariably ugly, because of all the television commercials, cocktail parties, and assorted social posturing I thus escape; because in a world in which men spend most of their lives doing things they hate, my fishing, at once, is an endless source of delight; and an act of small rebellion. Because trout do not lie, or cheat; or cannot be bought; or bribed; or impressed by power; but respond only to quietude and humility and endless patience. Because I suspect that men are going along this way for the last time, and I for one, don't want to waste the trip, because, mercifully, there are no telephones on trout waters. Because only in the woods can I find solitude without loneliness, because bourbon out of an old tin cup tastes better out there! Because maybe one day, I'll catch a mermaid, and finally, not because I regard fishing as so terribly important, but because I suspect that so many of the other concerns of men are equally unimportant, and not nearly so much fun. . .

Supreme Court Justice John Volker

What We Did 15 Years Ago

Editors note: in this series we will periodically give a summary of club activities 15 years ago.

The Club meeting was held on December 14, 1994, at 7pm, Interbay Community Center. Program of the night was a Fly Tying Clinic led by Bill Murdich.

Plans were being made for the club banquet on March 3 at the University Club with Stu Apte as the keynote speaker (\$20.00 for members).

Membership fee was \$25 for single, \$35 for family.

Tom Theus was President of the club.

Over 24 members attended a club outing at Honeymoon Island and got high winds, murky water, and no fish!

Dan Lagace was among the newest members.

A Kid's Introduction to Fly Fishing

A Unique Fly Fishing Holiday Gift.

Do you want the kids in your life to enjoy fly fishing as much as you do? Are they interested, but you're not sure how to help them learn?

Join Fanny Krieger, Rachel Andras, Tim Rajeff, Lori-Ann Murphy and the Krieger grandchildren as they unravel our sport's mysteries and allure.

Tomorrow's Fly Fishers is a simple, fun, easy-to-follow instructional DVD adventure that you can share again and again with children of all ages. To order at a special introductory price for 2009 go to www.fannykrieger.com

To see a trailer of this DVD. go to YouTube:
<http://www.youtube.com/watch?v=7xo5WUSwbFk>

FISHING BLOG

I'd like to invite you to sign in and say hello on a new fly fishing blog: The Fly Fishing Forum. It is free and it hopefully will develop into an interactive space where there will be talk of flies, fly fishing and the game fish that eat our flies. You can come visit and leave a comment or two about fly fishing. Hope to see you there. thanks...AP (Angelo Peluso)

www.theflyfishingforum.blogspot.com

Louisiana Cajun Fishing!

A Louisiana Cajun was stopped by a Game Warden because he had two ice chests full of fish. He was leavin' a bayou, well-known for its fishing.

The Game Warden asked the man, 'Do you have a license to catch those fish?'

'Naw, sir', replied the cajun. 'I ain't got none of dem there licenses. You gotta unnerstan', dese here are my pet fish.'

'Pet fish?'

'Yeah. Evry night, I take dese here fish down to de lake and let 'em swim 'round for 'while. Den, when I whistle, dey jump right back into dis here ice chests and I take 'em home.'

'That's a bunch of hooley! Fish can't do that.'

The cajun looked at the Warden for a moment and then said, 'It's de truth Mr. Government Man. I'll show ya. It really works.'

'O. K.', said the warden. 'I've got to see this!'

The cajun poured the fish into the lake and stood and waited.

After several minutes, the Warden says, 'Well?'

'Well, what?', says the cajun.

The Warden says, 'When are you going to call them back?'

'Call who back?'

'The FISH', replied the Warden!

'What fish?', replied the cajun.

Moral of the story:

We may not be as smart as some city slickers, but we ain't as dumb as some government employees.

FLY OF THE MONTH

Royal Humpy

As Tied by Logan Valeri



Materials

Hook: a dry fly hook size 10-20 (example: 900BL)

Thread: Copper or brown

Tail: Moose body hair stacked

Body: Red floss or waxed nylon

Overbody: Bleached or yearling elk hair stacked

Hackle: Black/White grizzly and brown or ginger

Wing: Extension of the elk overbody seperated (optional)

1. Take a dry fly hook (this hook can range anywhere from a size 14 to a size 22) and place it securely in a vice. Lay down a thread base with a 6/0 brown or copper thread (the size does not really matter). Start about half way on the hook shank and take your thread down to the end of the shank.

2. Grab a small clump of moose body hair (the amount of hair depending on the size of the fly) and stack it. Tie it down on the end of the shank. This acts as the tail. Let it extend from the back of the hook about half of the shank's length long. Tie it down to the point where you started the thread which was at the 50% mark of the shank. Trim the excess.

3. Bring the thread back to the end of the fly where the moose is tied in. Cut off a small clump of bleached or yearling elk hair. The clump should be a little bit thicker than the tail. Stack it and tie it down on top of the moose. If the elk hair flares (which it probably will), trim the excess where it is. This will be the "hump" of the fly.

4. With your thread at the halfway point, tie in some red floss or waxed nylon. You can use different colors, but the 'royal' humpy is tied with red. Take this strand and wrap it over where you have tied down the moose and the elk making sure to cover all of this area. Make a thick layer with the floss. Bring it back up to the halfway point and tie it off with the thread. Trim the excess.

5. Take the elk that is on top of the moose and turn it over the red body of the fly creating the hump. Make sure to grab all of the elk fibers and not the moose fibers. Take this folded clump and tie it down in front of the halfway mark. Do not trim the excess off of this however. Hold the excess upward and make a few wraps of thread in front of it. This will make the rest of the elk stand up a little. This will create the wing. If you wish you may split the wing in two. This makes the fly look more realistic and gives it two wings instead of one.

6. Take your thread and wrap behind the wing a little. This will give room for the hackle. Select one grizzly and one ginger or brown hackle. Match the size of the feathers with the size of the hook. This doesn't have to be perfect. Take the two hackle feathers and tie them both in (one on top of the other) at the

same time behind the wing with the shiny sides up. Move your thread in front of the wing by the eye of the hook. With your hackle pliers, you can palmer them forward together or one at a time. It's up to you. Make sure that you cover the thread behind the wing with these feathers. Once you are finished wrapping behind the wing you can bring the feathers in front of it and start wrapping towards the eye. Leave room for a small tapered head.

7. When you are done palmering the hackle feathers, tie them off and trim the excess. Make a small, neat, and tapered head with your thread. Make sure you do not crowd the eye. Whip finish or half hitch several times and clip the thread. You are finished! With practice, you can master this great dry fly attractor for trout out west. 🍷

Fishing Report and Forecast

"What a great time to go fishing!"

Happy New Year.

This year I plan to make this fishing report column a little more interesting, but I will need a lot of help from you all. Catches and non catches will always be included. Funny and weird happenings will also make this report interesting to read.

Greg Peterson and Dave Chouinard fishing in Islamorada on a bonefish outing and had to work hard for two eats and one fish landed. They reported that the fish were very spooky. Driving across alligator alley they hit a speed bump (an alligator) at 50 mph. Greg says that it is hard to miss a 10 foot gator. No body was hurt and no damage to the vehicle.

Capt Rick Grasset guided **Keith Roessler** from Albuquerque NM to a catch of a very nice blue fish caught on a clouser fly. Ultra hair clouser was the fly that caught 15 pompano to 3-pounds and several blues to 4-pounds for **Rusty Chinnis** from Long Boat Key. **Bob Harness** from St Louis, Mo., fishing Sarasota Bay caught several Trout, Spanish mackerel and blues on ustra hair clousers. Other fly fishers caught trout, snook, blues, pompano and flounder on clousers.

Robert Fischer and Ted Hagaman ventured out to Waucasassa with another fishing club for a fishing tournament. Bob did well with reds to 26 inches and Ted won his division with a 19 inch trout.

Capt Pat Damico and Capt Byron Chamberlain in a river south of Tampa bay caught snook on the surface with flute flies, gurglers and chartreuse and white clousers.

Bob Gaulin
Rigaulin@yahoo.com
 813-782-8605 🍷

Member Benefits

TBFFC is famous for its value and focus on the sharing of information, experience, and craftsmanship with its members. As a TBFFC member you will enjoy many benefits free or at nominal cost, plus enriching experiences.

- Monthly Meetings with Famous Speakers
- Fly Fishing Outings
- Fishing Trips Sponsored by Members and the Club
- Group Clinics and Workshops
- Fly Tying Lessons
- One-On-One Fly Casting Lessons
- Shirts and Hats with club logo
- 80 Page Beginner’s Basic Skills Instruction Manual
- Annual Banquet with International Speakers

These boat Captains can take you to the best fishing spots
Fly Fishing Guides

- Capt. Nick Angelo (813) 230-8473
- Capt. Sergio Antanes (813) 973-7132
- Capt. Pat Damico (727) 360-6466
- Capt. Bryon Chamberlin (813) 361-8801
- Capt. Joe Gonzales (305) 642-6727
- Capt. Rick Grassett (941) 923-7799
- Capt. Pete Greenan (941) 923-6095
- Capt. John Hand (239) 842-7778
- Capt. Wade Osborne (813) 286-3474
- Capt. Frank Rhodes (863) 967-4258
- Capt. Russ Shirley (727) 343-1957
- Capt. Keiland Smith (863) 944-7475

Fly Casting Coaches

Novice or advanced caster, one of the following coaches can assist you with your casting. Contact one convenient to your location to arrange a casting session.

South Tampa

Steve Parker.....813- 287-5583

Brandon

Neil Sperling.....813-655-5627

North Tampa

Jeff Abeles813-961-0097

Robert Fischer.....813-962-0185

Dan Lagace.....813-929-6605

Bill Murdoch 813-971-4764

Leigh West. 813-971-8697

Saint Petersburg

Capt. Pat Damico.....727-360-6466

Polk County

Capt. Frank Rhodes.....863-967-4258

Our Corporate Sponsors

These companies sponsored the Tampa Bay Fly Fishing Club. Some are members of the club. We urge you to patronize them.

- 3-WAY CONSTRUCTION CO. Robert Fischer PO Box 342774, Tampa, FL 33694 (813) 968-1505.
- AFISHIONADO GUIDE SERVICES., Capt. Wade Osborne, (813) 286-3474 , www.afashionado.com
- ALLIGATOR BOB’S Gourmet Alligator Meat Snacks (813) 986-3008, WWW.GATORBOB.COM
- ALLSTATE FINANCIAL SERVICES L.J. Cathlineau (813) 752-2556
- AVANT GOLD JEWELERS, Jeff Abeles, 10330 North Dale Mabry, Suite 150, Tampa, FL 33618, (813) 961-0097
- AWESOME FISHING ADVENTURES, Capt. Keiland Smith, (863) 944-7475
- BARBED STEEL charters inc. Capt. Bryon Chamberlin (813) 361-8801 bryon@barbedsteel.com, www.barbedsteel.com.
- BILL JACKSON’S SHOP FOR ADVENTURE, 9501 US 19 N. Pinellas Park FL 33782, (727) 576-4169
- REDFISH LANDING GUIDE SERVICE Capt. John Hand www.RedfishLandingGuideService.com (239) 842-7778
- CAPT. RUSS SHIRLEY (727) 343-1957 www.captruss.com
- CAPT. SERGIO ANTANES (813) 973-7132 www.REELFISHY.com
- CENTER FOR RADIATION ONCOLOGY, Kathryn Kapes, M.D., Jack Steel, M.D., Brandon, Plant City, Sun City Center, Tampa and Zephyrhills (813) 661-6339
- COPY CONTROL MANAGEMENT, INC. Donnie Cayo, Jr. 9411 Corporate Lake Dr. Tampa, FL (813) 882-3945 www.copycontrol.com
- JOHN BROOM (813) 765-6874 John@JohnBroomRealtor.com
- THE FLY GUY Capt. Pat Damico (727) 360-6466 www.captpat.com
- THE TAMPA ANGLER , Capt. Dave Chouinard, 490 W. Hillsborough Ave., Tampa 813-374-2497 www.TheTampaAngler.com
- SNOOK FIN-ADDICT GUIDE SERVICE, INC. Capt. Rick Grassett, (941) 923-7799 www.snookfin-addict.com
 - SWANN’S FLY FISHING SHOP, Jim Swann, 13650 South 98 Bypass, Dade City, FL 33525, (352) 567-6029
- WALLACE B. ANDERSON, Jr. ATTORNEY AT LAW, 220 N. West Shore Blvd, Suite 220, Tampa.(813) 639-4255 wbataxlawyer@aol.com

2009 member application
Tampa Bay Fly Fishing Club

Your Name: _____ Date: _____

Mailing address: _____

City: _____ State: _____ Zip: _____

Hm. Phone: _____ Wk. Phone: _____

Email address: _____

Type of Membership: _____

Please Check: One Year Five Year

Please list names you wish to include in family membership

Name: _____ Rel: _____

Name: _____ Rel: _____



Name: _____ Rel: _____

Annual Dues: \$25.00 Individual Membership
 \$35.00 Family Membership
 \$95.00 Corporate Single Membership
 (includes one membership and Ad Space)
 \$120.00 Corporate Double Membership
 (includes two memberships or family membership and Ad Space in Newsletter)

Five Year Dues: \$100.00 Individual Membership
 \$140.00 Family Membership

Please make check payable to: Tampa Bay Fly Fishing Club
 C/o Rick Valeri, 1404 Oxfordshire Ct. Brandon, FL 33510

Tampa Bay Fly Fishing Club
P.O. Box 692
Brandon, FL 33509-0692


JIM SWANN'S


Complete Fly Fishing Shop
Rods - Reels - Hand Tied Flies - Materials
Guide Service
Classes in Flying Tying and Casting


352-567-6029

13650 So. 98 By Pass
 Dade City, FL 33525


Capt. Dave Chouinard
 8490 W. Hillsborough Ave
 Tampa, FL 33615

Full Service Fly Shop
 Fresh & Saltwater
 Fly Tying & Casting Lessons
 Internet Catalog & Rewards Program

Tel: / Fax: 813-374-2497
 Email: Dave@TampaAngler.com



TheTampaAngler.com



License Number
 CGC037643

ROBERT FISCHER
 President

813-968-1505

P.O. Box 342774 • Tampa, FL 33694 • (813) 968-1505



813.765.6874
 john@johnbroomfinancial.com
 www.johnbroomfinancial.com

JOHN BROOM FINANCIAL
 15310 Amberly Drive, Suite 250
 Tampa, FL 33647

Securities thru
CAPITAL INVESTMENT GROUP, INC.
 17 Glenwood Avenue, Raleigh, NC 27603
 Member FINRA - SIPC
 919.831.2370 • fax 919.832.7928

John A. Broom III
 Financial Consultant
 Registered Representative