



Next Meeting: Wednesday, January 04, 2012, 5:30 p.m.

Invited Speaker

Sam Root

In his youth, Sam was an avid fisherman in the state of Virginia. Limited to fresh water species, he dreamt of catching the saltwater fish seen on Florida-based TV programs. When he was a teenager, his family moved Tampa to pursue a business venture and bought a house on the canal on Bay Villa Ave. This was a dream come true and Sam's obsession with saltwater fishing began. The fishing obsession got shelved by adult responsibilities, but eventually he began to participate in the forum of the Captain Mel Berman radio show, and was one of the first forum posters to add digital photos to all his fishing reports.

Later, inspired by the photography of Shane Edgar and David McCleaf, he took up photography in earnest, which also re-energized his interest in fishing. Sam is now an accomplished photographer whose works have been published internationally. He's shot covers for Florida Sportsman, Shallow Water Angler, and Saltwater Sportsman, to name a few. **Come and learn how to take better photographs on the water.**

Featured Tyer

Bryon Chamberlin

Bryon Chamberlin is a full time, saltwater fly fishing guide and operates his own fishing guide service, Barbed Steel Charters, Inc. He has been guiding for 9 years, mainly on the waters of Tampa Bay. He enjoys introducing clients to the wild wonders that Tampa Bay has to offer, both the fish they are trying to catch and beauty of nature surrounding them while pursuing their quarry with a fly rod as well as a camera. Instead of tying a fly, Bryon will demonstrate various knots to build leaders, tippet to bite tippet connections, attach leaders to fly line, and flies to your leader. Most applications will be for saltwater, but most transfer to freshwater fly fishing too.

Bonus: While Bryon ties leaders, **Jeff Janeczek** will show how to tie some shad flies, just in time for the annual shad outing to the St. John River.

IT'S TIME TO PAY YOUR DUES—USE FORM ON WEBSITE OR PG 9

Directions to Our Meetings: **From I-75**---Take Bruce B. Downs exit from I-75; go west 2 miles to traffic light, turn left onto Tampa Palms Blvd., then left on Compton Drive, and right at Compton Park. **From I-275**---Take Bearss East to Bruce. B. Downs; then Bruce B. Downs east/north to Tampa Palms Blvd. Rt. on Tampa Palms, then left on Compton Drive and right at Compton Park

FEBRUARY 2012 PRESIDENT'S MESSAGE

Hello All TBFFC Members,

Just a Reminder, Please Pay your Dues, see **Rick Valeri** at the meeting and turn in your Renewal or New Member Application with your check or cash.

The club wants to give a giant Thank You to **Greg Stepanski**, our January guest speaker. He gave us a wonderful, funny, and informative talk on his outing in western Wyoming hunting elk and fishing for big brown trout. Greg, everyone had a great time !!!!!

We also would like to thank **Walt Durkin**, and All of the tiers that came out to tie at the meeting,

On a gloomy note, we were all very sad to hear of the passing of one of the TBFFC members. **Lloyd Bull** passed away on 1/19/2012. He will be sorely missed.

Leigh West will keep us informed of the upcoming shad outing on the St. Johns River. Sign up at the February meeting (see page 3).

March 10th there will be the Capt. Mel Classic. Information is on page 3, below.

Our TBFFC main money maker, the annual banquet will be here in March/April. So if you have or know anyone who would like to donate items for our silent auction please let us know. The less the club has to pay out for items, the more the club will have for activities. Also, please try to attend our banquet, as the saying goes "the more the merrier."

See you in February: Smooth casting & tight lines, Neil Sperling 🍷

In This Issue:

Page


Monthly Meeting	1
President's Message.....	2
TBFFC calendar of events.....	3
Tips for TBFFC, No. 44.....	4
Member Photos.....	5
In Memoriam – Lloyd Bull.....	7
Fly of the Month.....	8
Catching Report.....	8.
Membership Application, Guides, Casting Coaches, etc.	9

OFFICERS AND DIRECTORS

Interim Presidents (shared)	Durkin, Miekka, Sperling	
Vice President	Walt Durkin	813-476-7128
Treasurer	Rick Valeri	813-681-9143
Directors:	Nick Angelo	813-230-8473
	Denise Bruner	813-989-2909
	Bryon Chamberlin	813-361-8801
	Pat Damico	727-360-6466
	Robert Fischer	813-962-0185
	Bob Gaulin	813-782-8605
	Ted Hagaman	813-920-7863
	Jeff Janecek	352-588-3866
	Dick Miekka	727-866-8682
	John Nelson	813-805-0202
	Rick O'Hara	813-238-6763
	Neil Sperling	813-655-5627
	Alligator Bob Young	813-986-3008

The next meeting of the TBFFC Board of Directors will be at 6:00 P.M. on Wednesday, February 8, location TBD.

NOT GETTING THE NEWSLETTER? Please call Dick Miekka, Editor, at 727-866-8682 or e-mail to dmiekka@cs.com



Spin Tackle

Capt. Pat Damico

2981 E. Vina del Mar Blvd.
St. Pete Beach, FL 33706
Tel: 727-360-6466
Web: <http://captpat.com>
Email: flyguy@captpat.com

Fly Tackle

NS Studios
A Gift of Vision & Beauty



Neil R. Sperling
Artist / Photographer
813-416-3581

Brandon, Florida
One of a Kind
Photo's & Ceramics

1-800-768-9564
vanians@verizon.net
www.nsstudios.org

Snook Fin-Addict Guide Service, Inc.
CAPTAIN RICK GRASSETT
2447 Waneta Drive • Sarasota, Florida 34231
Lure & Fly Fishing Specialist
FFF Certified Fly Casting Instructor
Bay, Back Country & Coastal Gulf Fishing
Sarasota Bay • Charlotte Harbor • Tampa Bay

(941) 923-7799 Email snookfin@aol.com
www.snookfin-addict.com www.flyfishingflorida.net

Barbed Steel Charters, Inc.
Specializing In Fly Fishing Along Florida's West Central Gulf Coast



Capt. Bryon Chamberlin
(813) 361-8801
captbryon@yahoo.com
www.barbedsteel.com

USCG Licensed & Insured



LJ Cathelineau
Personal Financial Representative
Allstate Financial Services, LLC

1003 S. Collins Street
Plant City, FL 33563
Office 813.752.2556
Cell 727.656.9607

Securities offered through Allstate Financial Services, LLC (USA Securities in LA and PA).
Registered Broker-Dealer. Member NASD, SIPC.

TBFFC EVENTS

2010 TBFFC MEETING DATES

Here are the meeting dates for 2012; February 1, March 7, April 4, May 2, June 6, July 4?, August 1, September 5, October 3, November 7, December 5. **Please watch this space for any changes.**

ANNUAL SHAD OUTING WITH CAMPING

When: Weekend of February 17-19 (arrival after 3p.m. on the 17th)

Where: St John River for fishing, with camping on private property.

This is an annual multi-day event, attended by members of several fishing clubs. Almost everyone who has attended in the past has become addicted! You may attend on just one day if you choose. There will be overnight camping, which is always fun, with great fellowship, "fishmanship", and food. There are several restrictions and requirements that must be observed. Leigh West will have details. Sign up at the February meeting or call Leigh West at 813-971-8697.

FUTURE CLUB OUTINGS AND EVENTS

1. Flint Creek has tickets to the April 2012 film tour available for sale. See Capt. John Hand for details.
2. Club Banquet in March or April
3. TBFFC may join SCFF on their annual trip to fish the Everglades in March/April.

FLY DIVISION @ 2012 CAPT MEL CLASSIC

The tournament date is March 10, 2012. We would love to have your fly fishing friends involved with the event. As it was with the inaugural tournament, it will benefit charity. It was a great event, especially for those who have never been in a competition before. It is all amateur for a level playing field. 157 people participated last year, a number we expect to rise substantially for this next event.

The format for the fly division will be the same as the other divisions. Longest redbfish. Longest trout. Grand prize is longest combined inches for one trout and one redbfish. There will be a "bonus species" buy in. The entry fee will be \$40. The optional species buy-in (flounder) is \$5. For

each division the longest flounder takes that pool money for the entire division (no 2nd or 3rd place).

The fly division will be a little different than the rest of the participants. Everyone in the tournament will get a t-shirt this year. There will be other perks like a meal provided. For the fishing supplies, the fly contestants will get four total flies supplied to them for use in the competition. Three designs and four total. No one will know what those three patterns will be until they pick up their Angler Bag at the March 9 check-in.

.All the info is posted to www.capmel.com

SUNCOAST FLY FISHERS

www.suncoastflyfishers.com

Regular Meetings: 6:30pm on the Third Thursday of each month, **except December**, at Walter Fuller Recreation Center, 7883 26th Ave. N., St. Pete.

MANGROVE COAST FLY FISHERS

www.mangrovecoastflyfishers.com

NOTE: Newer Location for MCFF Club meetings - **Twin Lakes Park**. The entrance to Twin Lakes Park in Sarasota is located on Clark Road, just 1/2 mile east of I-75, on the south (right) side of the road. Contact website above for details and directions.



Wallace B. Anderson, Jr.
Attorney at Law

Specializing in Estate Planning, Probate,
Business Law and Tax Law

2202 N West Shore Blvd
Suite 200
Tampa FL 33607

Phone: 813.639.4255
Fax: 813.639.7501
Email: wbataxlawyer@aol.com

New Ideas &
Full Color Print Solutions.



Great People. Great Solutions.



813.319.3300 | copycontrol.com

TIPS FOR TBFFC – No. 44

Casting Tip for TBFFC: 27

While fishing recently with Bryon Chamberlin our success was improved by slowly dragging our flies on the bottom in about 6 feet of water away from the shallow grass. Both using full sinking lines, we were plagued with twisting in our lines caused by not casting in the same plane. Using Belgium type casts where a horizontal back cast was followed by a more vertical forward cast allowed us to keep the weighted flies away from our rod tips preventing a rod damaging collision. Bryon suggested a simple tip that Dave Chouinard showed him for getting rid of line twist. Make a forward cast very high in the air and shake the rod tip as the cast unfolds. As the line free-falls to the water it will untwist. Several casts may be needed to get out all twists. If standing in a stream or where there is current, remove your fly and let the line dangle downstream. The pressure of the water against the line will cause it to straighten.

Pat Damico, MCI 🌅

Here is a Line Handling Tip that Most People Don't Think About

When fishing in a skiff with the wind blowing, the location of the angler can help reduce the line from blowing out of the skiff and into the water. If I don't have a stripping bucket with me (I hate using them unless I have too), I try to use the cockpit of the skiff as an area to strip my line into in order to keep it from blowing into the water. This helps quite a bit on windy days, but there are times that it is so windy that the stripped line blows out of the skiff as soon as it leaves your hand, never making it to the floor of the cockpit.

Sometimes a simple location change of the angler on the forward deck of the skiff will cure the problem. For example, there is a wind blowing right to left across the skiff. Most people stand in the center of the forward casting deck, and in this situation, the line may still blow out of the boat and into the water. For this example, reposition yourself at the right back corner of the casting deck, and that will give you more target area behind you to strip your fly line into the cockpit and not the water...If the wind blows the other way, step to the other side of the casting deck. Pretty simple...To counter the listing of the skiff by adding the weight of the angler on the one side of the boat, have the person poling the skiff stand on the opposite side on the poling platform, or if there is a another passenger, have them sit on the opposite side that the angler is standing on. Now the angler can focus on fishing and not line management.

Capt. Bryon Chamberlin 🌅



There's something **reelfishy** in Florida!

SI FISHING CHARTERS, Inc.

- 55 Professional Licensed and Insured Captains on Staff.
- Corporate and Group Charters Specialist.
- Travel planning for group or corporate charters.
- Tournament packages arranged for group, corporate and fund-raising events.

1/2, 3/4 or Full Day Charters!
813-973-7132

Awesome Fishing with Captain Keiland Smith

Night-Time Snook

West-Coast Tarpon

East-Coast Redfish

863-944-7475
www.awesomefishing.net

Member Photos, February 2012

Two great photos from **Capt. Bryon Chamberlin:**

1st--**Greg Peterson** hoists an over-the-slot redfish from Chassahowitzka.



2nd--**Lynn Skipper** with one of 2 redfish hooked on fly.

Robert Fischer cradles his once-in-a-lifetime seatrout

"Here's the heaviest trout I've ever caught; probably 7 or 8 lbs; 25 1/2". **Leigh West** took me to one of his favorite spots near Double Branch last Saturday. The trout ate a tan and white Puglisi pancake fly tied by **Smitty**. The trout was released."



In Memoriam

The obituary below was printed on page 8B of the Saturday, January 21, 2012 Tampa Bay Times newspaper.

BULL, Lloyd Edward



86, of Palm Harbor, and Little Otter Lake in Glenfield, NY, passed away surrounded by his family on Jan. 19, 2012. He is survived by his wife, Arlene Grashoff Bull; his three sons and their wives, Lauren and Cora Bull of Herkimer, NY; Martin and Susan Bull of Clayville, NY; and Bruce and Frances Bull of Little Otter Lake in Glenfield, NY; his two daughters and their husbands, Karen Bull Fenner and Robert Fenner of Snellville, GA, and Beverly Bull Springer and Gary Springer of Johns Creek, GA; his stepdaughter and her husband, Holly and Hugh Manning of Palm Harbor; 16 grandchildren, and 7 great-grandchildren. Lloyd was predeceased by his first wife, Carol Brown Bull, in 2000. A Celebration of Life service will be held at the Hotel Utica in Utica, NY from 2 pm on Saturday, Jan. 28, 2012. Lloyd was born in Rutland, NY and graduated from Penn State University in 1950, after serving in the U.S. Navy during World War II. He was the founder of Herkimer Petroleum Products, Inc., a predecessor company to Bull Bros., Inc. and Fastrac Markets, LLC. He served as President of the Board of Directors of Empire State Petroleum Association and served on the Board of Directors of the National Oil Jobbers Council in Washington, DC. He was a member of the First Presbyterian Church of Lowville, NY and Trinity Presbyterian Church of Seven Springs, FL. He was a former member of the Rotary Club of Herkimer, NY and a founder of the Weller Mountain Club on the St. Regis River in Colton, NY. Lloyd's life-long hobbies included fishing, flying, and hunting. He taught fly-tying classes and has held the world records for two different lake trout caught at Great Bear Lake, NWT, Canada (56lb. and 72lb 6oz.). He was a long-time member of the Cypress Run Golf Club in Tarpon Springs, after taking up golfing at age 62. In lieu of flowers, the family has requested that donations be made to the First Presbyterian Church of Lowville, NY; Suncoast Hospice Foundation of Clearwater, FL; or the American Cancer Society.

View Guest Book at www.tampabay.com/obits

The photo below, from November 2011 by **Ted Hagaman**, was probably one of the last ever taken of Lloyd doing one of the things he enjoyed the most—releasing a fish.

And so it falls to us to do one of the things we enjoy the least—releasing Lloyd.



Frank Rhodes Reports the following:

Upon our request ~ Arlene Bull provided the information below for sending contributions honoring Lloyd Bull.

Suncoast Hospice, 5771 Roosevelt Boulevard, Clearwater, FL 33760

First Presbyterian Church, 7707 N. State Street, Lowville, NY 13367

PADDLE FISHING WITH A FLY ROD

By Capt. Pat Damico

At age thirteen, I acquired a used fifteen-foot Grumman Aluminum canoe. During the next twenty years or so I was able to venture into some of the rivers, lakes, and streams of Pennsylvania, New York and even Maine to chase freshwater trout and bass. Alone, or with a friend, this canoe opened many areas of fishing that were otherwise unattainable. Many other boats came and went, but this canoe still was used occasionally to access difficult waterways effectively. When I moved to Florida and purchased a flats boat, the canoe stayed up north and was eventually sold. In the Tampa Bay area, winter brings cold open water temperatures that give snook, one of my favorite fly fishing quarries, lockjaw. A couple of wading experiences in rivers and northern parts of our bay had me longing for a way to explore this warmer water "back country." Another used canoe entered my life. A fourteen-foot Kevlar Solo Canoe that weighed only forty-five pounds was purchased.

My travels soon connected me with several fly club members who introduced me to Kayak fishing. They showed me how to get in and out of a kayak in the water as well as the many ways to maneuver the vessel. We put two rubber paddle "snaps" on my gunnels to hold my paddle when not in use. Instead of a canoe paddle, I can use a kayak paddle to maneuver the canoe. I now own a canoe and kayak, but I will devote this article to the canoe.

It was natural for me to choose a canoe because I spent many hours fly fishing from one in freshwater. Frequently it was used to get me to a place to fish. Once there, I would get out and wade. The canoe serves as a natural reservoir for the fly line. This is one of its biggest advantages. If all of your casts are relatively short, which is often the case; line management is less of a problem. The light weight allows me to easily put it on the roof of my vehicle for transporting to my launching site. My flats boat takes me to areas where I find many places to use my canoe. Some adventurous fishermen transport their paddlecraft with a larger boat and then leave their boat to pursue shallow water. Most places where the canoe is used are too shallow or narrow for any other larger craft.

One of my favorite mangrove lined waterways is usually fished taking advantage of the tide. I go up river as the tide comes in and back downriver as it

goes out. While there, I have maximum water available to ply the mangrove shorelines, as well as enough water to enter the many dark bottom bays that have warmer water holding cooperative snook.


Fingers of land, often harboring oyster bars, reach out into the main stream and create ambush points for snook and reds. Undercut banks are definite fish holding areas that should be explored with your flies. Horizontal casting with tight loops will allow you to tuck your fly into many productive areas. If the water gets too shallow, use wading booties and attach the canoe to your waist or anchor it.

Many of these creek-like areas will fish best on an outgoing tide in the afternoon. This way, the water will have an opportunity to warm considerably from the sun's rays. A couple of stable weather days between cold fronts should make conditions ideal.

Equipment requirements vary with the length of the trip. A clear waterproof "dry bag" is used to hold camera, sunscreen, personal items, and clothing. A collapsible anchor and line, small cooler, and a wading pack that carries my fishing needs, are all that is needed besides my paddle and life jacket.

Two fly rods usually are carried and secured to the gunnels with thin Velcro straps. If you only have one, a floating weight forward line is my first choice. With two rods, one will have a sinking tip. Shorter rods are most useful because accuracy and maneuverability are needed more than distance. I carry a seven and an eight weight that are eight and one half feet long. Leader for the floating line is usually seven and one half feet with a thirty-pound fluorocarbon shock tippet. Since the sink tip is clear, four or five feet of leader is fine. Spare leaders, tippet material, pliers, and flies are in the chest pack, which is attached to the canoe yoke when not worn wading. Flies will be the same favorites you carry when fishing open water. The water here is very clear so I favor smaller patterns. Crab and shrimp imitations as well as some clousers, deceivers, and poppers will complete the selection.

Think of the many places you've seen in your travels where a canoe or kayak will get you into some "virgin" water. If you haven't tried paddle fishing with your fly rod, you're missing a lot of fun, as well as exercise and great scenery. Do it once and I guarantee you will come back for more.

Capt. Pat Damico, MCI
St. Pete Beach 

FLY OF THE MONTH

MGM (My Glass Minnow)

As Tied by Layne "Smitty" Smith



Materials:

Hook: Mustad 3407 #2 (or similar)

Thread: .006 mono thread

Body & wing: Polar Fibre, three layers (your choice of colors)

Lateral line: Holographic tinsel or Flashabou

Head: 1/8" Corsair or E-Z Body tubing cut to 3/4" long

Eyes: 1/8" molded eyes

Overcoating: Softex or epoxy

Prepare tubing before tying fly by heating one end then pressing it end-side down against a cold surface (such as the base of your vise) melding the end to keep it from fraying. One end ONLY.

Tying procedure:

1. Attach mono thread to hook and run a base from the eye to the hook bend. Whip finish or half-hitch at bend to keep mono in place.
2. Tie in 1st color of Polar Fibre at bend (after you pull out the under fur). Apply a drop of Locktite (glue) or super glue. *
3. Tie in a smaller batch of 2nd color (about 1/3 amount of the 1st batch). Make sure you wrap thread back to original tie-in point. Repeat with 3rd color as wing.
4. Tie in holographic flash on each side as lateral line.
5. Whip finish and cut thread. **
6. Slide tubing onto fly melded end first, re-tie thread and tie down loose end of tubing behind eye.
7. Apply eyes with Locktite adhesive (I use Locktite gel for this application). Overcoat front of fly with Softex or epoxy, just enough to go past the eyes (I just dip it in the Softex then clean off excess from hook eye). If you use Softex, after it dries, apply a coat of Sally Hansen or your favorite head cement. It will bring luster to the eyes.

* Tying tip #1: As you tie in the Polar Fibre, lift up on material when wrapping thread back to tie in point. This will keep the material on top of the hook; it will also stack the following bunches on top of each other for a neater fly.

** Tying tip #2: To eliminate step #5, slide body tubing over the tip of your bobbin (unmelded end first) before you begin to tie the fly. In this way, you don't have to cut the thread and re-tie. Just slide the tubing off the bobbin and onto the hook at step #6.

Fishing Report and Forecast

"What a great time to go fishing!"

FEBRUARY 2012

Here I am finally. After having my email and all my contacts stolen, I am finally able to get back in the boat. I understand that most of you do not have my new email address. You will see it at the end of my report.

First report comes from **Rick and Nanette O'Hara**. While fishing in their favorite trout hole they managed to catch only 50 or 60. Isn't that a shame? Later they poled and found a good number of redfish but the glare kept them from seeing the fish in time to avoid spooking them.

Robert Fischer has advised me that a lot of trout are at the mouth of Cockroach Bay and in upper Tampa Bay. A slow retrieve with a clouser with marabou or highly active materials will catch these trout. One out of 20 is keeper size.

Neil Taylor, a kayak guide, reports that he and his clients are catching nice trout and redfish. Darker color clousers are the most productive.

Capt Rick Grasset reports trout and redfish are being caught in Sarasota Bay using his Grasset Flats Minnow.

Jeff Janecek fishing with friends on the flats near the Skyway Bridge caught flounder, trout, pompano, jack, pinfish and ladyfish on an incoming tide using a chartreuse clouser.

On the fresh water side, **Jeff Janecek** and **Nick Colantonio** fished somewhere in New Port Richey and did very well on blue gills and Jeff even caught a double using a dropper.

Tight lines

Bob Gaulin
Waspfly32@gmail.com

Member Benefits

TBFFC is famous for its value and focus on the sharing of information, experience, and craftsmanship with its members. As a TBFFC member you will enjoy many benefits free or at nominal cost, plus enriching experiences.

- Monthly Meetings with Famous Speakers
- Fly Fishing Outings
- Fishing Trips Sponsored by Members and the Club
- Group Clinics and Workshops
- Fly Tying Lessons
- One-On-One Fly Casting Lessons
- Shirts and Hats with club logo
- 80 Page Beginner's Basic Skills Instruction Manual
- Annual Banquet with International Speakers

These boat Captains can take you to the best fishing spots
Fly Fishing Guides

- Capt. Nick Angelo (813) 230-8473
- Capt. Sergio Antanes (813) 973-7132
- Capt. Pat Damico (727) 360-6466
- Capt. Bryon Chamberlin (813) 361-8801
- Capt. Joe Gonzales (305) 642-6727
- Capt. Rick Grasset (941) 923-7799
- Capt. Pete Greenan (941) 923-6095
- Capt. John Hand (239) 842-7778
- Capt. Wade Osborne (813) 286-3474
- Capt. Frank Rhodes (863) 967-4258
- Capt. Russ Shirley (727) 343-1957
- Capt. Keiland Smith (863) 944-7475

Fly Casting Coaches

Novice or advanced caster, one of the following coaches can assist you with your casting. Contact one convenient to your location to arrange a casting session.

Dade City,

Jeff Janecek.....352-588-3866

South Tampa

Steve Parker.....813-287-5583

Brandon

Neil Sperling.....813-655-5627

North Tampa

Jeff Abeles813-961-0097

Robert Fischer.....813-962-0185

Dan Lagace.....813-929-6605

Bill Murdich813-971-4764

Leigh West.813-971-8697

Saint Petersburg

Capt. Pat Damico.....727-360-6466

Polk County

Capt. Frank Rhodes.....863-967-4258

Our Corporate Sponsors

These companies sponsored the Tampa Bay Fly Fishing Club. Some are members of the club. We urge you to patronize them.

- 3-WAY CONSTRUCTION CO. Robert Fischer PO Box 342774, Tampa, FL 33694 (813) 968-1505.
- AFISHIONADO GUIDE SERVICES., Capt. Wade Osborne, (813) 286-3474 , www.afashionado.com
- ALLIGATOR BOB'S Gourmet Alligator Meat Snacks (813) 986-3008, WWW.GATORBOB.COM
- ALLSTATE FINANCIAL SERVICES L.J. Cathlineau (813) 752-2556
- AVANT GOLD JEWELERS, Jeff Abeles, 10330 North Dale Mabry, Suite 150, Tampa, FL 33618, (813) 961-0097
- AWESOME FISHING ADVENTURES, Capt. Keiland Smith, (863) 944-7475
- BARBED STEEL charters inc. Capt. Bryon Chamberlin (813) 361-8801 captbryon@yahoo.com..
- Bill JACKSON'S SHOP FOR ADVENTURE, 9501 US 19 N. Pinellas Park FL 33782, (727) 576-4169
- REDFISH LANDING GUIDE SERVICE Capt. John Hand www.RedfishLandingGuideService.com (239) 842-7778
- CAPT. RUSS SHIRLEY (727) 343-1957 www.captross.com
- CAPT. SERGIO ANTANES (813) 973-7132 www.REELFISHY.com
- CENTER FOR RADIATION ONCOLOGY, Kathryn Kapes, M.D., Jack Steel, M.D., Brandon, Plant City, Sun City Center, Tampa and Zephyrhills (813) 661-6339
- COPY CONTROL MANAGEMENT, INC. Donnie Cayo, Jr. 9411 Corporate Lake Dr. Tampa, FL (813) 882-3945 www.copycontrol.com
- TAMPA BAY ON THE FLY Enver Hysni 4203 W. El Prado, Tampa (813) 443-0660 www.tampabayonthefly.com
- THE FLY GUY Capt. Pat Damico (727) 360-6466 www.captpat.com
- SNOOK FIN-ADDICT GUIDE SERVICE, INC. Capt. Rick Grasset, (941) 923-7799 www.snookfin-addict.com
- SWANN'S FLY FISHING SHOP, Jim Swann, 13650 South 98 Bypass, Dade City, FL 33525, (352) 567-6029
- WALLACE B. ANDERSON, Jr. ATTORNEY AT LAW, 220 N. West Shore Blvd, Suite 220, Tampa.(813) 639-4255 wbataxlawyer@aol.com

2012 member application

Tampa Bay Fly Fishing Club

Your Name: _____ Date: _____

Mailing address: _____

City: _____ State: _____ Zip: _____

Hm. Phone: _____ Wk. Phone: _____

Email address: _____

Type of Membership: _____

Please Check: One Year Five Year

Please list names you wish to include in family membership

Name: _____ Rel: _____

Name: _____ Rel: _____

Name: _____ Rel: _____

Annual Dues: **\$25.00 Individual Membership**

\$35.00 Family Membership

\$95.00 Corporate Single Membership

(includes one membership and Ad Space)

\$120.00 Corporate Double Membership

(includes two memberships or family membership and Ad Space in Newsletter)



Five Year Dues: \$100.00 Individual Membership

\$140.00 Family Membership

Please make check payable to: Tampa Bay Fly Fishing Club

C/o Rick Valeri, 1404 Oxfordshire Ct. Brandon, FL 33510

Tampa Bay Fly Fishing Club
P.O. Box 692
Brandon, FL 33509-0692


JIM SWANN'S


Complete Fly Fishing Shop
 Rods - Reels - Hand Tied Flies - Materials
 Guide Service
 Classes in Flying Tying and Casting

352-567-6029
13650 So. 98 By Pass
Dade City, Fl. 33525


CAPT. JOHN HAND

 U.S.C.G. LICENSED AND INSURED




FLY FISHING & LIGHT TACKLE CHARTERS
 FLY CASTING INSTRUCTION
 SOUTH TAMPA BAY, FLORIDA

REDFISH • SNOOK • SHARK • TARPON


239-842-7778

www.RedfishLandingGuideService.com


License Number
CGC037643

Robert Fischer
813-495-5685

P.O. Box 342774 Tampa, FL. 33694



Fly Fishing and Tying
 Equipment, Instruction, and Adventures

Enver Hysni
 Cell 727.504.4062
 enver@tbof.com

4203 W El Prado Blvd
 Tampa FL 33629
 Phone 813.443.0660
 Fax 813.443.0662

www.tampabayonthefly.com