



**Next Meeting: Wednesday, April 4, 2012, 5:30 p.m.**

### **Invited Speaker**

**Denise Bruner**

Denise was born and raised in Michigan on family property surrounded by State land and lakes, and has been fishing since she was knee high to a grasshopper. She moved to the Tampa Bay area over 30 years ago and caught the saltwater fly fishing bug. She is also interested in expanding her photography skills and enjoys that hobby. She has fly-fished in North America, the Bahamas, and now South America. Her motto is "fish don't live in ugly places".

Denise will be speaking about a recent fly fishing trip to Patagonia, specifically the region near Esquel and San Martin. Her presentation will include music and photos of some of the highlights of the trip.

### **Featured Tier, Demonstrating Weed Guards**

**Capt. Pat Damico**

Pat has a BS in Biology from Villanova University as well as DDS from Temple. He practiced dentistry in Hazleton, PA for 38 years. Recently, in his "spare time" he has been the area Coordinator for MS, AL and FL for Project Healing Waters Fly Fishing.

Pat has tied flies and fly fished since age 11, originally in the Pocono Mountains of PA, and later in adjacent states as well as Canada, Colorado and Montana. Warm water species include pan fish, pike, bass and carp. In the last 20 years saltwater fishing and guiding occupies most of his time with trips to Mexico, the Bahamas, Caribbean and South America.

A variety of simple weed, brush and tree guards with their advantages and disadvantages will be demonstrated.

**Have You Paid Your 2012 Dues?**

**Directions to Our Meetings:** **From I-75**---Take Bruce B. Downs exit from I-75; go west 2 miles to traffic light, turn left onto Tampa Palms Blvd., then left on Compton Drive, and right at Compton Park. **From I-275**---Take Bearss East to Bruce. B. Downs; then Bruce B. Downs east/north to Tampa Palms Blvd. Rt. on Tampa Palms, then left on Compton Drive and right at Compton Park

**APRIL 2012 PRESIDENT’S MESSAGE**

Hello TBFFC members.

Our banquet is about to begin as I write this, and It looks as if we will have a good crowd, with quite a few signing up at the last minute. The event is important to keep us in good health financially.

Thanks to **Neil Taylor** for an excellent talk on the hows and whys of saltwater kayak fishing, as well as a description of the Capt. Mel Fishing Classic.

Thanks also to **Ron Cavalier** for teaching us how to tie his deadly shrimp fly. Instructions for this fly are given on page 8 below.

Our event for April will be a joint Everglades outing with the Suncoast club. They have gone on this overnight event for several years, and everyone always catches dozens or even hundreds of fish. Check out the description on page 3

Please remember that this is your newsletter, and we are always looking for more Tips for TBFFC (including recipes), photographs, news items, stories, and even jokes from our members, and would like to hear from many of you who represent the “silent majority” of the club. I’m betting that many of you have a lot of interesting items that just need to be sent in. Address them to me at [dmiekka@cs.com](mailto:dmiekka@cs.com), and they will get prompt attention.

Hope to see you all at the April meeting.

Tight lines,  
Dick 🐟

***In This Issue:***

***Page***


Monthly Meeting . . . . .1  
 President’s Message.....2  
 TBFFC calendar of events.....3  
 Tips for TBFFC, No. 46.....4  
 Member Photos.....5,6  
 Bluegills and Bugs.....7  
 Fly of the Month.....8  
 Catching Report.....8  
 Membership Application, Guides, Casting Coaches, etc. 9

**OFFICERS AND DIRECTORS**

<b>Interim Presidents (shared)</b> Durkin, Miekka, Sperling		
<b>Vice President</b>	Walt Durkin	813-476-7128
<b>Treasurer</b>	Rick Valeri	813-681-9143
<b>Directors:</b>	Nick Angelo	813-230-8473
	Denise Bruner	813-989-2909
	Bryon Chamberlin	813-361-8801
	Pat Damico	727-360-6466
	Robert Fischer	813-962-0185
	Bob Gaulin	813-782-8605
	Ted Hagaman	813-920-7863
	Jeff Janecek	352-588-3866
	Dick Miekka	727-866-8682
	John Nelson	813-805-0202
Rick O’Hara	813-238-6763	
Neil Sperling	813-655-5627	
Alligator Bob Young	813-986-3008	

The next meeting of the TBFFC Board of Directors will be at 6:00 P.M. on Wednesday, April 11, location TBD.

**NOT GETTING THE NEWSLETTER?** Please call Dick Miekka, Editor, at 727-866-8682 or e-mail to [dmiekka@cs.com](mailto:dmiekka@cs.com)



**The Fly Guy**  
 Capt. Pat Damico  
 2981 E. Vina del Mar Blvd.  
 St. Pete Beach, FL 33706  
 Tel: 727-360-6466  
 Web: <http://captpat.com>  
 Email: [flyguy@captpat.com](mailto:flyguy@captpat.com)



**NS Studios**  
 A Gift of Vision & Beauty  
 Neil R. Sperling  
 Artist / Photographer  
 813-416-3581  
 Brandon, Florida  
 One of a Kind  
 Photo's & Ceramics  
 1-800-768-9564  
[vanians@verizon.net](mailto:vanians@verizon.net)  
[www.nsstudios.org](http://www.nsstudios.org)

**Snook Fin-Addict Guide Service, Inc.**  
**CAPTAIN RICK GRASSETT**  
 2447 Waneta Drive • Sarasota, Florida 34231  
**Lure & Fly Fishing Specialist**  
**FFF Certified Fly Casting Instructor**  
**Bay, Back Country & Coastal Gulf Fishing**  
**Sarasota Bay • Charlotte Harbor • Tampa Bay**  
 (941) 923-7799 Email [snookfin@aol.com](mailto:snookfin@aol.com)  
[www.snookfin-addict.com](http://www.snookfin-addict.com) [www.flyfishingflorida.net](http://www.flyfishingflorida.net)



**Barbed Steel Charters, Inc.**  
 Specializing In Fly Fishing Along Florida's West Central Gulf Coast  
 Capt. Bryon Chamberlin  
 (813) 361-8801  
[captbryon@yahoo.com](mailto:captbryon@yahoo.com)  
[www.barbedsteel.com](http://www.barbedsteel.com)



**LJ Cathelineau**  
 Personal Financial Representative  
**Allstate Financial Services, LLC**  
 1003 S. Collins Street  
 Plant City, FL 33563  
 Office 813.752.2556  
 Cell 727.656.9607  
Securities offered through Allstate Financial Services, LLC (LSA Securities in LA and PA).  
 Registered Broker-Dealer. Member NASD, SIPC.

## TBFFC EVENTS

### 2010 TBFFC MEETING DATES

Here are the meeting dates for 2012; April 4, May 2, June 6, July 4?, August 1, September 5, October 3, November 7, December 5. **Please watch this space for any changes.**

### TBFFC ANNUAL BANQUET SCHEDULED FOR THURSDAY, MARCH 29, 2012

Some of the highlights of our banquet will include:

- A great BUFFET meal
- Cash bar.
- A silent auction where you can pick up anew fly rod, reel, or line, or a fishing trip, artwork, or one of many other items, and not only for fisherpersons, any of which can be yours for peanuts.
- Door prize drawings for several lucky winners

Remember that this is the main fund raising event for the club each year, so the proceeds will come back to you in the form of outings, pizza at our meetings, etc.

### EVERGLADES OUTING WITH SUNCOAST FLY FISHERS

The Suncoast Fly Fishers have invited the Tampa Bay Fly Fishers to join them on and outing to Alligator Alley on April 27, 28 and 29. Usually this is a time of low water when the fish are concentrated in a small area so it is not unusual to catch 100 or more fish per day. The hotel for the Alligator Alley trip is La Quinta Inn, 13651 2nd St. N.W. Sunrise, Fl. 33325. Call Gladys at 954-846-1200 and ask for the special rate for the fly fishing club. **The sooner you call, the lower the rate is.** Robert Fischer, 2/8/12. More details will follow

### CCA "PHOTO ALL-RELEASE CHALLENGE"

The Sarasota chapter of Coastal Conservation Association will host their 17<sup>th</sup> annual "Photo All-Release Challenge" fishing tournament on April 20 and 21, 2012. This year's tournament headquarters will be at the Potter Building at the Sarasota County Fairgrounds. Angler registration begins at 6:00 PM on Friday evening, April 20th at the Potter Building with a mandatory angler meeting at 7:30 PM. The tournament features a catch-photo-release format for snook, redfish and trout with anglers using identical boxes of lures or flies that are provided. Fishing begins Saturday morning at 7:00 AM. Cost is \$85 per angler (\$100 after 4/6/12) and \$30 for

youth anglers. Contact Brian Gorski at (941) 720-4446 or Capt. Bruce Burkhart at (941) 922-3675 for more information.

### 2012 FLY FISHING FILM IN TAMPA APRIL 5

Flint Creek has tickets to the April 2012 film tour available for sale. See Capt. John Hand for details. Or come to our April meeting.

### SUNCOAST FLY FISHERS

[www.suncoastflyfishers.com](http://www.suncoastflyfishers.com)

Regular Meetings: 6:30pm on the Third Thursday of each month, **except December**, at Walter Fuller Recreation Center, 7883 26<sup>th</sup> Ave. N., St. Pete.

### MANGROVE COAST FLY FISHERS

[www.mangrovecoastflyfishers.com](http://www.mangrovecoastflyfishers.com)

NOTE: Newer Location for MCFF Club meetings - **Twin Lakes Park**. The entrance to Twin Lakes Park in Sarasota is located on Clark Road, just 1/2 mile east of I-75, on the south (right) side of the road. Contact website above for details and directions.

	<b>Wallace B. Anderson, Jr.</b> Attorney at Law	Specializing in Estate Planning, Probate, Business Law and Tax Law
	2202 N West Shore Blvd Suite 200 Tampa FL 33607	
Phone: 813.639.4255 Fax: 813.639.7501 Email: wbataxlawyer@aol.com		

New Ideas &  
Full Color Print Solutions.



Great People. Great Solutions.




813.319.3300 | [copycontrol.com](http://copycontrol.com)

## TIPS FOR TBFFC – No. 46

### Casting Tip for TBFFC: 29

Our last tip had to do with the importance of a good backcast in order to make a very good forward cast. The “180 Degree Rule” is one of the keys. This means that the setup before making a forward cast should have the line in your backcast directly opposite or 180 degrees from your intended target. Concentrate on this principle with normal casting and especially roll casting setups. Once your proficiency increases then alter the angle, or violate the rule a little to see the difference.

Pat Damico, MCI 

### Corn Crab Chowder

I made a corn crab chowder at the shad outing and Ted Hagaman suggested that I send the recipe for the newsletter. Since it is very easy, some people may be interested in it for a quick meal.

<u>Quantity</u>	<u>Ingredient</u>
4	15 oz. cans cream sweet corn
2-3	6 oz. cans crabmeat
1	11 oz. can mushroom soup
2 Tbsp.	parsley flakes
2 Tbsp.	chili powder
1 tsp.	garlic powder
2 tsp.	Old Bay Seasoning
1 tsp.	black pepper


Mix all ingredients together and stir while heating.

Rick Fender 

(Editor’s comment: it is assumed you will divide this recipe appropriately if you are feeding fewer than 20 people)



There's something **reelfishy** in Florida!




**SI FISHING CHARTERS, Inc.**


- 55 Professional Licensed and Insured Captains on Staff.
- Corporate and Group Charters Specialist.
- Travel planning for group or corporate charters.
- Tournament packages arranged for group, corporate and fund-raising events.

1/2, 3/4 or Full Day Charters!  
813-973-7132


**Awesome Fishing** with Captain Keiland Smith



Night-Time Snook



West-Coast Tarpon



East-Coast Redfish

863-944-7475  
www.awesomefishing.net

## Member Photos, April 2012



This two-page mosaic of the February Shad outing might lead you to think that there was a lot of eating and sitting around combined with precious little fishing. However, looks can be deceiving. The reason is that the fishing was so intense (though not necessarily successful) that the cameras were stashed away until it was time to relax away from the water and sit around the campsites and reflect on nature, camaraderie, and present and past glories. If you missed this much-anticipated annual event, then you can eat your heart out and just wait until next year!

Member Photos, Cont'd



## BLUEGILLS AND BUGS

*By Capt. Pat Damico*

Saltwater fishing gets the most attention in this newsletter. This time of year the warmer water brings an influx of bait that turns on everything that is a meat eating predator. For me, the arrival of the Silver King presents an opportunity to get Ole Bucket Mouth to inhale a three inch fly right in front of my eyes. There is nothing as exhilarating as sinking steel in a Tarpon with a fly rod. The first gill rattling jump will turn your knees to rubber. What also accompanies this event is other fisherman wanting to do the same thing, often where you are fishing. More than a little stress results when there is a lack of courtesy by other boaters during this rite of spring. If you want to gear down and spend a few hours relaxing with a fly rod I have a suggestion to make.

There are many other alternatives in Florida. Other opportunities exist in saltwater, and these options are usually pursued most during this time of year. Hang up your heavy equipment and get out a three or four weight fly rod and head to the nearest freshwater pond that has a good population of panfish. I prefer a boat, but wading, bank fishing, or paddle fishing with a canoe or kayak is also acceptable.

If you are a trout fisherman from up north, you already have everything you need, except a freshwater license. I prefer a seven and one-half foot four weight rod with a floating weight forward tapered line. A tapered leader the same length as the rod with a six pound tippet is perfect. A word of caution: large bass find your small offerings attractive so be prepared for this interruption! A single action reel with a smooth drag will complete your basic outfit.

This time of the year, an area can be found where there are a lot of beds. The fish guarding these beds will be very aggressive, and usually large. The circular cleared sandy bottom will be a dead give away.

What will we tie on the end of our leader? If you tie your own flies, a few minutes at the vise will prepare you for an afternoon of fun. Panfish are usually not very selective. Top water is always more enjoyable than sub-surface. Simple poppers can be made from one quarter inch foam cylinders available in fly tying stores. These can be cut in lengths and slit lengthwise to enable your hook to be cemented in place. Some rubber legs and fur or hackle will finish the fly. Foam cylinder sheets, also available at craft stores, can have holes punched out of them with an empty .45 caliber shell casing, allowing the small circular foam to be bent and cemented on the hook shank, a few rubber legs and marabou tail will complete the fly. White, yellow, and black are all good colors. Hook sizes six and eight will be adequate. When the popper is finished, make sure that the point of the hook and the base of the popper are not too close. This could prevent hook sets.

If water is a little cold or deep, flies that sink are usually more productive. Anything looking like a terrestrial, nymph or minnow will work. A bead head Woolly Buzzer, and a few small streamers are ideal. Keep your line tight and watch the end where it enters the water for subtle strikes.

In October, 2002, I wrote an article about using a Popper and Fly combination for saltwater. This is a deadly setup for panfish that can't make up their minds about whether to feed on the top or deeper. Attach a three or four inch piece of monofilament to the bend of the popper's hook with a clinch knot; then tie a size eight or ten wet fly to the end. This will eliminate follows and refusals. Worst case scenario will be to catch two fish at a time.

All presentations should be very slow. For their size, panfish will give a good account of themselves. There isn't a better way to introduce a child or newcomer to flyfishing than a pond full of hungry panfish. Remember how much you enjoyed this as a child?

For more information, contact Capt. Pat Damico, St. Pete Beach. 727-360-6466

## FLY OF THE MONTH

### Krystal Shrimp

*As Tied by Ron Cavalier*



#### Materials:

**HOOK:** Gamakatsu SL45 size 4 with or without tail and a Gamakatsu SS15 usually without a tail.

**THREAD:** Danville Ultra Fine Clear Mono Thread.

**BODY:** Opalescent White #1 Estaz (body and legs).

**EYES:** Mono Eyes in Large or Medium.

**SHELLBACK:** Krystal Flash in either Pearl or Root Beer.

**ADHESIVES:** Krazy Glue and Loon Hard Head (clear).

#### Tying Sequence:

1. Wrap mono up and down the hook to give it a base to hold the material.
2. Tie in Estaz about 1/8" behind the eye of the hook and tie down to the bend of the hook and allow the estaz to hang down.
3. Place a mono eye at the bend and use a few wraps of mono to hold it in place (you can apply a drop of Krazy Glue here to hold the eyes).
4. Wrap estaz over the eyes once or twice which really locks the eyes in place.
5. Wrap estaz back to a point just short of the hook eye and tie it off and then cut the estaz off. Trim the top of the estaz so the shellback lays flat.
6. Cut a batch of Krystal Flash (a tad thicker than a kitchen match) and pull it back over the bend of the hook about 1" (creates the horn) and while holding it in place tie off at the eye of the hook with several wraps of mono (don't wrap over the body, only wrap at the eye of the hook).
7. There are two ways to tie this shrimp, one is by allowing about 1/4" over the eye for a tail or by tying the material in fairly tight at the eye, you can fold the back over the shellback to make a larger body and again tie off with more than a few wraps of mono at the eye of the hook.
8. \*If tying the shrimp with a tail, use a bit more flash and after tying in place, cut the excess material off and save for a second shrimp.\*Hold the material down and use the brush from your Krazy Glue, apply a liberal amount to the shellback and around each eyeball and over the tie in point at the eye of the hook.
9. When the Krazy Glue dries, apply a coat of Loon Hard Head to the shellback and horn area. When dry or after a few minutes apply a second coat of Loon Hard Head.

10. When the fly is dry, trim horn to a length you like, trim around the eyes of the shrimp and trim off any excess estaz that sticks out of either side.
11. Tie this fly sparse or tie it heavy. Fish a size 4 or 6 in Pearl tied sparsely under the lights for snook at night. Tied with a tail this fly makes a good natural drift fly, tied without a tail, it makes the fly a tad easier to strip.

I tie this fly on a TMC 9394 (4XL) size 2 using Estaz Grande for the body and legs and either Cascade Crest Tools Synthetic Yak Hair, Fish Hair, DNA or Super Hair. It makes a much larger fly due to the length of the hook and the type of material used and is used mainly for tarpon at night.

Hope this one works out for you guys, as the small version works quite well for us as did the larger version for tarpon under the bridges at night on Tampa Bay.

RON 

## Fishing Report and Forecast

*"What a great time to go fishing!"*

**APRIL 2012**

**Neil Sperling** fished in Vogel State Park in Northern Georgia and was rewarded with two small mouth bass.

A father and son fishing with **Capt John Hand** and both caught their first speckled trout on top water at sunrise using John's 6wt Helios outfit and had a ball.

**Capt Neil Taylor** the kayak guide reports trout being caught on flies but redfish were following the flies but not eating. On another trip a client from Georgia did well on trout and hooked a nice redfish on Northern Pinellas County.

**Capt Rick Grasset** reports trout, redfish, snook, bluefish and pompano were in the mood of eating flies in Long Boat Key and Charlotte Harbor.

Bob Gaulin 

[Waspfly32@gmail.com](mailto:Waspfly32@gmail.com)



## Member Benefits

TBFFC is famous for its value and focus on the sharing of information, experience, and craftsmanship with its members. As a TBFFC member you will enjoy many benefits free or at nominal cost, plus enriching experiences.

- Monthly Meetings with Famous Speakers
- Fly Fishing Outings
- Fishing Trips Sponsored by Members and the Club
- Group Clinics and Workshops
- Fly Tying Lessons
- One-On-One Fly Casting Lessons
- Shirts and Hats with club logo
- 80 Page Beginner's Basic Skills Instruction Manual
- Annual Banquet with International Speakers

These boat Captains can take you to the best fishing spots  
**Fly Fishing Guides**

- Capt. Nick Angelo (813) 230-8473
- Capt. Sergio Antanes (813) 973-7132
- Capt. Pat Damico (727) 360-6466
- Capt. Bryon Chamberlin (813) 361-8801
- Capt. Joe Gonzales (305) 642-6727
- Capt. Rick Grasset (941) 923-7799
- Capt. Pete Greenan (941) 923-6095
- Capt. John Hand (239) 842-7778
- Capt. Wade Osborne (813) 286-3474
- Capt. Frank Rhodes (863) 967-4258
- Capt. Russ Shirley (727) 343-1957
- Capt. Keiland Smith (863) 944-7475

## Fly Casting Coaches

Novice or advanced caster, one of the following coaches can assist you with your casting. Contact one convenient to your location to arrange a casting session.

### Dade City,

Jeff Janecek.....352-588-3866

### South Tampa

Steve Parker.....813-287-5583

### Brandon

Neil Sperling.....813-655-5627

### North Tampa

Jeff Abeles .....813-961-0097

Robert Fischer.....813-962-0185

Dan Lagace.....813-929-6605

Bill Murdich .....813-971-4764

Leigh West. ....813-971-8697

### Saint Petersburg

Capt. Pat Damico.....727-360-6466

### Polk County

Capt. Frank Rhodes.....863-967-4258

## Our Corporate Sponsors

These companies sponsored the Tampa Bay Fly Fishing Club. Some are members of the club. We urge you to patronize them.

- 3-WAY CONSTRUCTION CO. Robert Fischer PO Box 342774, Tampa, FL 33694 (813) 968-1505.
- AFISHIONADO GUIDE SERVICES., Capt. Wade Osborne, (813) 286-3474 , [www.afashionado.com](http://www.afashionado.com)
- ALLIGATOR BOB'S Gourmet Alligator Meat Snacks (813) 986-3008, [WWW.GATORBOB.COM](http://WWW.GATORBOB.COM)
- ALLSTATE FINANCIAL SERVICES L.J. Cathlineau (813) 752-2556
- AVANT GOLD JEWELERS, Jeff Abeles, 10330 North Dale Mabry, Suite 150, Tampa, FL 33618, (813) 961-0097
- AWESOME FISHING ADVENTURES, Capt. Keiland Smith, (863) 944-7475
- BARBED STEEL charters inc. Capt. Bryon Chamberlin (813) 361-8801 [captbryon@yahoo.com](mailto:captbryon@yahoo.com).
- Bill JACKSON'S SHOP FOR ADVENTURE, 9501 US 19 N. Pinellas Park FL 33782, (727) 576-4169
- REDFISH LANDING GUIDE SERVICE Capt. John Hand [www.RedfishLandingGuideService.com](http://www.RedfishLandingGuideService.com) (239) 842-7778
- CAPT. RUSS SHIRLEY (727) 343-1957 [www.captross.com](http://www.captross.com)
- CAPT. SERGIO ANTANES (813) 973-7132 [www.REELFISHY.com](http://www.REELFISHY.com)
- CENTER FOR RADIATION ONCOLOGY, Kathryn Kapes, M.D., Jack Steel, M.D., Brandon, Plant City, Sun City Center, Tampa and Zephyrhills (813) 661-6339
- COPY CONTROL MANAGEMENT, INC. Donnie Cayo, Jr. 9411 Corporate Lake Dr. Tampa, FL (813) 882-3945 [www.copycontrol.com](http://www.copycontrol.com)
- TAMPA BAY ON THE FLY Enver Hysni 4203 W. El Prado, Tampa (813) 443-0660 [www.tampabayonthefly.com](http://www.tampabayonthefly.com)
- THE FLY GUY Capt. Pat Damico (727) 360-6466 [www.captpat.com](http://www.captpat.com)
- SNOOK FIN-ADDICT GUIDE SERVICE, INC. Capt. Rick Grasset, (941) 923-7799 [www.snookfin-addict.com](http://www.snookfin-addict.com)
- SWANN'S FLY FISHING SHOP, Jim Swann, 13650 South 98 Bypass, Dade City, FL 33525, (352) 567-6029
- WALLACE B. ANDERSON, Jr. ATTORNEY AT LAW, 220 N. West Shore Blvd, Suite 220, Tampa.( 813) 639-4255 [wbataxlawyer@aol.com](mailto:wbataxlawyer@aol.com)

### 2012 member application

#### Tampa Bay Fly Fishing Club

Your Name: \_\_\_\_\_ Date: \_\_\_\_\_

Mailing address: \_\_\_\_\_

City: \_\_\_\_\_ State: \_\_\_\_\_ Zip: \_\_\_\_\_

Hm. Phone: \_\_\_\_\_ Wk. Phone: \_\_\_\_\_

Email address: \_\_\_\_\_

Type of Membership: \_\_\_\_\_

Please Check:  One Year  Five Year

Please list names you wish to include in family membership

Name: \_\_\_\_\_ Rel: \_\_\_\_\_

Name: \_\_\_\_\_ Rel: \_\_\_\_\_

Name: \_\_\_\_\_ Rel: \_\_\_\_\_

Annual Dues: **\$25.00 Individual Membership**

**\$35.00 Family Membership**

**\$95.00 Corporate Single Membership**

(includes one membership and Ad Space)

**\$120.00 Corporate Double Membership**

(includes two memberships or family membership and Ad Space in Newsletter)



Five Year Dues: \$100.00 Individual Membership

\$140.00 Family Membership

Please make check payable to: Tampa Bay Fly Fishing Club

C/o Rick Valeri, 1404 Oxfordshire Ct. Brandon, FL 33510

Tampa Bay Fly Fishing Club  
P.O. Box 692  
Brandon, FL 33509-0692


**JIM SWANN'S**


Complete Fly Fishing Shop  
 Rods - Reels - Hand Tied Flies - Materials  
 Guide Service  
 Classes in Flying Tying and Casting

**352-567-6029**
13650 So. 98 By Pass  
Dade City, Fl. 33525


**CAPT. JOHN HAND**

  
 U.S.C.G. LICENSED AND INSURED




FLY FISHING & LIGHT TACKLE CHARTERS  
 FLY CASTING INSTRUCTION  
 SOUTH TAMPA BAY, FLORIDA

**REDFISH • SNOOK • SHARK • TARPON**


**239-842-7778**

  
[www.RedfishLandingGuideService.com](http://www.RedfishLandingGuideService.com)


License Number  
CGC037643

**Robert Fischer**  
**813-495-5685**

P.O. Box 342774 Tampa, FL. 33694



Fly Fishing and Tying  
 Equipment, Instruction, and Adventures

Enver Hysni  
 Cell 727.504.4062  
 enver@tbof.com

4203 W El Prado Blvd  
 Tampa FL 33629  
 Phone 813.443.0660  
 Fax 813.443.0662

[www.tampabayonthefly.com](http://www.tampabayonthefly.com)