



## **The Tampa Bay Fly Fishing Club**

**[www.tbffc.org](http://www.tbffc.org)**

**Next Meeting: Wednesday, April 4, 2007, 6:00 p.m.**

**Location: Compton Park Recreation Center, Tampa Palms (See below for Directions)**

### **Special Guest Speaker**

**Dr. Aaron Adams**

Aaron J. Adams, PH.D, author of "Fisherman's Coast," an angler's guide to marine warm-water gamefish and their habits, will be our speaker. An instructor at the GenMar Backwater Fishing School, he is program manager of the Fisheries Habitat Ecology Program, Center for Fisheries Enhancement, for Mote Marine Laboratory, Charlotte Harbor. An avid fly fisherman, he knows where the fish are, what they're doing, and what they're eating. His presentation will focus on tarpon, a subject of great interest to many of our members at this time of the year.

### **Featured Fly Tyer**

**Dan Sauvageau**

Dan started tying freshwater flies in Connecticut 33 years ago then moved to FL 20 years ago and started tying saltwater flies. He has tied flies for several fly shop and charter captains in FL, and won the Grand Prize in the Eagle Claw Saltwater Challenge IV fly tying contest for the best saltwater fly in Florida. Dan owns and operates [danscustomflies.com](http://danscustomflies.com), one of the largest websites for flies and fly tying materials on the internet. He has had several articles published in fishing magazines including the Florida Sportsman, and has created a new series of instructional videos on fly tying and knots for saltwater flyfishing.

**[PAY YOUR 2007 DUES AT THE MEETING, OR USE THE COUPON ON PAGE 9](#)**

**Directions to Our Meetings:** **From I-75**---Take Bruce B. Downs exit from I-75; go west 2 miles to traffic light, turn left onto Tampa Palms Blvd., then left on Compton Drive, and right at Compton Park. **From I-275**---Take Bearss East to Bruce. B. Downs; then Bruce B. Downs east/north to Tampa Palms Blvd. Rt. on Tampa Palms, then left on Compton Drive and right at Compton Park



## TBFFC CALENDAR OF EVENTS

### 2007 TBFFC MEETING DATES

Here are the meeting dates for the rest of **2007**: April 4, May 2, June 6, July 4???, August 1, September 5, October 3, November 7, December 5. **Please watch this space for any changes.**

### CLUB SHIRTS AND HATS

We will be taking orders for shirts and hats with the TBFFC club logo at our **April** meeting. Be sure to bring your checkbook or cash to the meeting. You must pay for your items at the time of ordering.

### TBFFC CASTING CLINIC

**Where:** Compton Park Recreation Center (our regular meeting place)

**When:** Saturday, April 7, 2007; 9:30 a.m. until 2:00 p.m.

**What:** Come and improve you casting skills with our club's world-class instructors. Organized and led by **Steve Parker**.

**Who:** All skill levels are invited, but rudimentary materials will not be presented.

**What Else:** Lunch will be served.

These clinics are very popular, so be sure to sign up early at the April meeting.

### CCA OF TAMPA ANNUAL BANQUET

The Tampa Chapter of the Coastal Conservation Association of Florida will host its Annual Banquet and Auction on Thursday, May 3, 2007, 6:00 until 10:00 p.m. at the A La Carte Pavilion, 4050 Dana Shores Drive, Tampa. Contact **Robert Fischer** at 813-962-0185 for details.

### 2007 Sarasota CCA Photo All-Release Challenge

The 12th annual Sarasota CCA Photo All-Release Challenge will be held on Saturday, April 28, 2007, out of the Sarasota Cay Club, 7150 N. Tamiami Trail in Sarasota. Cost is \$85 per angler (\$30 for youth) and includes use of a Polaroid Camera, a T-shirt, CCA membership, food Friday evening and awards dinner on Saturday evening. Contact **Capt. Bruce Burkhart** at [casualies@aol.com](mailto:casualies@aol.com) for more info

### PREVIEW OF COMING EVENTS:

**May 5:** Fresh Water fishing at **John Milln's** private camp.

**October:** Annual joint outings with the Suncoast and Mangrove Coast clubs.

**November 10:** Our annual banquet with **Tim Borski** as keynote speaker

**November 11 or 18:** TBFFC annual Big Gun Shootout

### GREAT BEAR LAKE TRIP WITH LLOYD BULL

**AUGUST 4-11, 2007**

Just one opening remaining—can include side trip for char on the Tree River. **Call Lloyd at 727-784-8410 for details**

### BILL JACKSON'S EVENTS OF INTEREST

Call (727) 576-4169 for all items listed below.

Fly casting clinics each Saturday at 10 AM Fly Tying Clinics; 6:30 PM every Monday for beginners and every Wednesday for advanced tiers.

### Events of Other Clubs:

#### SUNCOAST FLY FISHERS

[www.suncoastflyfishers.com](http://www.suncoastflyfishers.com)

Regular Meetings: 6:30pm on the Third Thursday of each month, **except December**, at Wyoming Antelope Club, 3700 126 Ave. N., St. Pete.

#### MANGROVE COAST FLY FISHERS

[www.mangrovecoastflyfishers.com](http://www.mangrovecoastflyfishers.com)

NOTE: New Location for MCFE Club meetings - **Twin Lakes Park**. The entrance to Twin Lakes Park in Sarasota is located on Clark Road, just 1/2 mile east of I-75, on the south (right) side of the road. Contact website above for details and directions.



**RE/MAX**  
Premier Group  
**John Broom**  
Licensed Real Estate Professional

Direct: (813) 765-6874  
Office: (813) 929-7600  
Fax: (813) 434-2405  
John@JohnBroomRealtor.com  
www.JohnBroomRealtor.com  
7320 E. Fletcher Ave. • Tampa, FL 33637  
Independently Owned and Operated



[www.captruss.com](http://www.captruss.com)  
USCG Licensed & Insured

[russ@captruss.com](mailto:russ@captruss.com)  
Charter & Instruction

**Captain Russ Shirley**  
Fly Fishing & Light Tackle Specialist

Tampa Bay 727.343.1957 Homosassa

Tarpon • Snook • Redfish  
Trout • Shark • Mackerel



**Snook Fin-Addict Guide Service, Inc.**  
**CAPTAIN RICK GRASSETT**  
2447 Waneta Drive • Sarasota, Florida 34231

**Lure & Fly Fishing Specialist**  
**FFF Certified Fly Casting Instructor**  
**Bay, Back Country & Coastal Gulf Fishing**  
**Sarasota Bay • Charlotte Harbor • Tampa Bay**

(941) 923-7799  
[www.snookfin-addict.com](http://www.snookfin-addict.com)

Email [snookfin@aol.com](mailto:snookfin@aol.com)  
[www.flyfishingflorida.net](http://www.flyfishingflorida.net)

## RANDOM THOUGHTS FROM THE TYING BENCH -- 30

By C.W. "Don" Coleman

**QUOTES:** "Hope is a thing with feathers." – Emily Dickinson, 19<sup>th</sup> century poet. Emily must have been a fly tyer, or at least a fly fisher.

"The ocean is a big place and standing at the edge of it with a fly rod in hand may be the ultimate lesson in humility."--John Merwin

**THE MERKIN** -- Most saltwater game fish relish crabs, and this fly, designed by Del Brown, is one of the best for imitating crabs, which are abundant and readily available throughout the year. It has been used to catch stripers in New England, largemouth bass in lakes, and smallmouth bass in rivers. It is *the* fly to use for permit and in smaller sizes for bonefish and redfish. The fly is also known as Del Brown's Permit Fly (his wife did not like the name Merkin).

Lefty Kreh wrote, "Most of the time the best presentation is to let the fly dead drift with the tide. Few fly fishers realize how effective this fly is in all salt waters. You can also retrieve the fly with long, slow strips to attract the fish's attention, then stop and let the fly dive to the bottom. It appears as though the crab is diving for cover. You can also try short hops along the bottom. A slow retrieve with pauses also works. Try them all."

The fly is usually tied on #4 to #1/0 standard length saltwater hooks with Chartreuse Flat Waxed Nylon thread. Lead dumbbell eyes are tied on top of the hook right behind the hook eye. Four or six grizzly or brown hackle points are tied at the bend, flaring out. A few strands of Gold Krystal Flash are added to the tail (optional).

Tie in short pieces of rug yarn (Aunt Lydia's works well) across the hook shank using figure eight wraps. Starting at the bend, alternate Tan and Brown yarn pieces all the way to the dumbbell eyes. Push each piece tightly back against the preceding piece of yarn as it is tied on. Trim the yarn body to shape. The fly can, of course, be tied in other colors.


Tie in three white "rubber legs" across the hook shank between strands of yarn. Tie the legs in place with a Square Knot and coat the knots and wraps with thinned Goop. Cut the legs to length and color the tips with a red permanent marker.

**THE PINCH METHOD** – Learn to tie materials to the top of the hook shank by using the "Pinch Method." Hold the bunch of material over the hook shank and slip the tying thread up between the thumb and the material and down between the material and the forefinger before pinching the thread strands, material, and the hook shank tightly together before pulling the thread down tight. Repeat the procedure several times to hold the material on top of the hook and prevent it from rolling around the hook shank. The Pinch Method is also called the Loose Loop Method.


### MAXIMS:

- The casting hand must always be accelerating, even before the final speed-up-and-stop.
- Waving the rod back and forth at the same speed accomplishes nothing.
- Repeated false casts accomplishes nothing—cast the damn thing.
- Sharp hooks with bent down barbs catch more fish.
- Don't wear felt soled wading boots on the sand or mud flats—suction makes wading difficult. ■■■


**Awesome Fishing**  
with  
**Captain Keiland Smith**



**Night-Time Snook**



**West-Coast Tarpon**



**East-Coast Redfish**

863•944•7475  
[www.awesomefishing.net](http://www.awesomefishing.net)



**ALLIGATOR BOB'S.**  
GOURMET ALLIGATOR

P.O. Box 522  
Thonotosassa, FL 33592  
ph: 813-986-3008  
fax: 813-986-5879  
1-800-342-1217



[www.gatorbob.com](http://www.gatorbob.com)

Member Photos



Beat the Drum Slowly: **Nanette O'Hara** (left) hefts a hefty black drum, and **Denise Bruner** (with guide) smiles over her oversized red drum during a recent trip to Louisiana. They caught most of the fish on crab flies tied by Bryon Chamberlain and modeled by the redfish smiling at the right.



Fishing was great, but catching was tough at our March outing at Fort DeSoto Park. The best part was the Low Country Boil served up by **Nick Colantonio**.

Top fishing prize went to **Ed Venator** (nearest to you, above). The picnickers were all watching **Slim Jim Birdie** (far right) who wanted only the seafood and not the corn, claiming he was no vegetarian!



(photos by Denise Bruner)





Hogging the limelight: **Wally Ziprik III** caught this hog of a Rainbow trout (21.5 inches) on his 4-wt rod, while fishing wt! at Smithgall Woods in Helen, Georgia this March.



Meanwhile, **Floyd Holder** got a real Hog on a recent trip into the Florida hinterlands. You can bet it wasn't on a 4-



Here is a picture of a nice 31 inch snook caught near Chassahowitzka by **Jeff Abeles**. In addition, Jeff caught 6 trout in the 18 to 20 inch range and hooked two small redfish. All fish were caught on the tasty toad except for a couple trout on green and gold clousers. He was guided by **Capt. Bryon Chamberlin**.

Here she is again! Our roving board member **Denise Bruner** smiles at a big steelhead she caught this winter in the far Northwest. She keeps catching fish that are too big for her to hold.....hence the guides assisting in each of her photos.



## ***FLY OF THE MONTH*** **NEEDLENOSE**

Originated and tied by Mike Perez



This is an exceptionally productive snook fly, both at night and during the day---try it!

### **Materials**

**Hook:** Mustad 34007 size 2 or 4

**Thread:** White Flymaster 3/0

**Tail:** 4 to 6 White rooster neck feathers plus 4 to 6 strands of doubled Pearl Flashabou and 3 to 4 strands of doubled Silver Holographic Flashabou

**Rear Collar:** 1 white rooster neck feather

**BODY:** Pearl crystal braid

**Eyes:** 3D 1/8" silver and black Hologram eyes

**Glue:** Dave's Flexament and Pacer's Z-poxy 5 minute epoxy

### **Tying instructions**

- 1) Tye in 6 strands of doubled pearl flashabou and 4 strands of silver holographic flashabou at hook bend.
- 2) Tye in 4 to 6 matched white neck hackle feathers Key West style; *i.e.*, flared outward opposite flashabou tye-in point.
- 3) Tye in white neck hackle feather collar and crystal braid at hook bend tye-in site. Palmer white hackle collar at hook bend. Don't advance collar on hook shank.
- 4) Wind previously tied crystal braid forward along hook shank to hook eye, tying extra wrap in front of hackle collar to build up small head for later attachment of 3D eyes.
- 5) Stick 3D Hologram eyes to built-up head area.
- 6) Coat crystal braid wrappings and Hologram eyes with 5-minute Epoxy rotating fly to obtain a smooth protective finish. Tilt fly up allowing epoxy to build up slightly in front of the hackle collar trapping these feathers in position. This will prevent later fouling of hackle tail around hook bend during fishing and casting this fly

## ***Casting Tips for TBFFC: 87***

### **Cast to the Target, Not the Fish** ©2007

While fishing Soda Butte in Yellowstone Park last fall, I focused my attention on a rising trout, some 25 feet distant. I made my first cast to the vicinity of its last rise. That's not where I wanted to be, however. I intend to have placed the fly several feet upstream of the trout's position. As I lifted the fly from below the trout, it rose again. I focused on the rise and made another cast. Again, my delivery was too close to the trout. I realized I was focusing on where the trout was positioned rather than where I wanted the fly to land, some several feet upstream. Another rise and this time I left the ring of the rise in my peripheral vision and zoned in on my upstream target, gaining a good drift and a take as my reward.

The excitement of the hunt often misguides my focus when fishing. This is especially evident in saltwater when attempting to drop a fly somewhat ahead of feeding bonefish, redfish, tarpon and the like. If I look directly at the fish, I will cast directly to the fish. To cast accurately to an intercept target in front of the fish, I focus my attention on that target and leave the fish in my peripheral vision.

Dan Lagace

Member, Tampa Bay Fly Fishing Club

### **Line Winder Suggestion:**

Sometimes a product intended for bait casting works very well for fly fishing. I have used a **Berkeley Portable Line Spooling Station** for several years, and find it works better than an Angler's Image line winder, and is much less expensive. The Angler's Image device tends to wobble badly in use because its single table clamp is not strong enough to hold fast under the tension of winding a fly line to a reel. The Berkeley device has its own platform and holds both the reel and the spool of line under control with adjustable tension. It sells for about \$29 at K-Mart or Walmart, which is just over half the cost of the Angler's Image device. The Berkeley winder is too bulky to take streamside, so save your other winder for that purpose.

---Dick Miekka

### **Quotes**

"Many go fishing all their lives without knowing that it is not fish they are after."

-Henry David Thoreau 1817-1862

"Do not tell fish stories where the people know you; but particularly, don't tell them where they know the fish"

-Mark Twain

## FISHING REPORT AND FORECAST

*"What a Great time to go Fishing!"*

Fly angler Marshall Dinnerman, his son Eric Dinnerman and son-in-law, Alex Medeiros, all from the Atlanta, GA area fished the coastal gulf out of Venice, FL and Little Sarasota Bay with Capt. Rick Grasset on Feb. 9<sup>th</sup>. After receiving a report of little tunny in the coastal gulf, they decided to check it out on Friday morning. The report was accurate, as they found them plentiful along Casey Key within a couple of hundred yards of the beach. Although they weren't breaking on the surface, Rick located rafts of birds sitting on the water and diving on baitfish with the little tunny feeding underneath them. The guys had non stop action for about 3 hours catching and releasing more than a dozen little tunnies to 12-pounds on Ultra Hair Clouser flies fished on an intermediate fly line and CAL jigs with shad tails fished on spinning tackle. They had 3 doubles and a triple. Great action!

The following day fly anglers Bernie Feinberg, from Sarasota, FL and Fred Weeman, from Elmira, NY, fished the same area. The action had slowed a little but they still managed to hook 5 little tunny, landing 3 of them, with olive over white Ultra Hair Clousers. There was more surface activity with large schools of little tunny traveling just under the surface with their backs out of the water. Blind casting the areas they had just passed through caught a couple of fish. If you've never caught one of these speedsters, you've got to do it. They are one of Rick's favorite fish to catch with a fly.

Capt Bryon Chamberlin teamed up with club member Nick Angelo on the 23<sup>rd</sup> and fished the Chassahowitzka area. There were a tremendous number of reds on the flats but the color of the bottom and the chop made them difficult to see. They were able to sight fish 10 reds to 26 inches using the Tasty Toad pattern. 4 trout were also landed on the fly. Additionally Bryon reports there are reds worth wading for on the Legionaries flats.

If you have a fishing report that you would like to share please e-mail it to

[fishingfloyd@aol.com](mailto:fishingfloyd@aol.com)



**Fish Talk & More**  
With Captain Wade Osborne  
Saturdays 7-9 AM

**Afishionado**  
RADIO  
860 AM WGUL

Studio: 813-289-1860 • 877-969-8600  
[www.afishionado.com](http://www.afishionado.com)



**PRICES SO TAME**  
Black & White Copies JUST \$ .02

**YOU CAN AFFORD TO GET WILD!**  
Color Copies JUST \$ .39

**ccm CopyControl Management, Inc.**  
Great people. Great solutions.  
[www.copycentral.com](http://www.copycentral.com)

9411 Corporate Lake Drive Tampa, Florida 33634  
813.882.3945 | Fx 813.882.0787  
33 East Robinson Street Orlando, Florida 32801  
407.843.9699 | Fx 407.843.1106  
730-A Freeland Station Road Nashville, Tennessee 37228  
615.742.5657 | Fx 615.742.1631

### MORE PAY FOR FWC OFFICERS

Friends and Fishing Buddies:

If you're like us, you are constantly grumbling about people breaking the law on the water -- keeping undersized or out-of-season fish, violating speed zones, etc. --and never seeing a water cop around.

We have a chance to do something to help this situation. Governor Crist's proposed budget contains a special proviso for pay increases for officers with the Florida Fish and Wildlife Conservation Commission (this is the "Marine Patrol"). To learn more about this, go to [http://peoplesbudget.state.fl.us/reports/governors\\_bill\\_2007.pdf](http://peoplesbudget.state.fl.us/reports/governors_bill_2007.pdf) and then go to Page 326 and review the section called "Special Pay Issues." Here you will see a summary of the pay increases the Governor is supporting to improve FWC's ability to recruit and retain officers.

Please contact your state legislators (both senators and representatives) and ask them to support the pay increases for FWC's law enforcement division. If you don't know who your legislators are or how to reach them, go to <http://www.myfloridahouse.gov/sections/Representatives/myrepresentative.aspx> and put in your zip code to find your representative. To find your senator, go to <http://www.flsenate.gov/Legislators/index.cfm?Mode=Find%20Your%20Legislators&Submenu=3&Tab=legislators&CFID=29196555&CFTOKEN=47974958>

You can e-mail your elected officials directly from these websites. They need to hear from all of us who care about Florida's marine resources.

We desperately need to keep the dedicated, experienced people we have and to pay them a living wage for the essential work they do to protect the natural resources that we all value so much. Please take a few minutes to e-mail your legislator and ask them to support the Governor's proposed salary increases for FWC law enforcement officers.

Regards,  
Nanette and Rick O'Hara



**Member Benefits**

*TBFFC is famous for its value and focus on the sharing of information, experience, and craftsmanship with its members. As a TBFFC member you will enjoy many benefits free or at nominal cost, plus enriching experiences.*

- Monthly Meetings with Famous Speakers
- Fly Fishing Outings
- Group Clinics and Workshops
- Fly Tying Lessons
- One-On-One Fly Casting Lessons
- Shirts and Hats with club logo
- 80 Page Beginner's Basic Skills Instruction Manual
- Annual Banquet with International Speakers

*These boat Captains can take you to the best fishing spots*

**Fly Fishing Guides**

- Capt. Pat Damico 727-360-6466
- Capt. Bryon Chamberlin (813) 995-9444
- Capt. Mark Emery (352) 622-3412
- Capt. Joe Gonzales (305) 642-6727
- Capt. Rick Grasset (941) 923-7799
- Capt. Pete Greenan (941) 923-6095
- Capt. Rick Gross (941) 794-3308
- Capt. Russ Shirley (727) 343-1957
- Capt. Paul Hawkins (727) 526-2438
- Capt. Dave Markett (813) 962-1435
- Capt. Cliff Martin (813) 968-3736
- Capt. Walter Nowlin (813) 980-2124
- Capt. Wade Osborne (813) 286-3474
- Capt. Frank Rhodes (863) 967-4258
- Capt. Keiland Smith (863) 944-7475
- Capt. Rodney Smith (321) 777-2773
- Capt. Tom Tamanini (813) 920-7552

**Fly Casting Coaches**

Novice or advanced caster, one of the following coaches can assist you with your casting. Contact one convenient to your location to arrange a casting session.

**South Tampa**

Steve Parker.....813- 287-5583

**Brandon**

Neil Sperling.....813-655-5627

**North Tampa**

Jeff Abeles .....813-961-0097

Robert Fischer.....813-962-0185

Dan Lagace.....813-929-6605

Bill Murdoch ..... 813-971-4764

Leigh West. .... 813-971-8697

**Saint Petersburg**

Capt. Pat Damico.....727-360-6466

**Polk County**

Capt. Frank Rhodes.....863-967-4258



**Our Corporate Sponsors**

*These companies sponsored the Tampa Bay Fly Fishing Club. Some are members of the club. We urge you to patronize them.*

- **3-WAY CONSTRUCTION CO.** Robert Fischer 7702 Industrial Lane, Tampa, FL 33637 (813) 989-1731.
- **AFISHIONADO GUIDE SERVICES.,** Capt. Wade Osborne, (888) 402-3474 , [www.wadefishl.com](http://www.wadefishl.com)
- **ALLIGATOR BOB'S** Gourmet Alligator Meat Snacks (813) 986-3008, (800) 342-1217, WWW.GATORBOB.COM
- **AVANT GOLD JEWELERS,** Jeff Abeles, 10330 North Dale Mabry, Suite 150, Tampa, FL 33618, (813) 961-0097
- **AWESOME FISHING ADVENTURES,** Capt. Keiland Smith, (863) 944-7475
- **BARBED STEEL charters inc.** Capt. Bryon Chamberlin (813) 361-8801 [brvon@barbedsteel.com](mailto:brvon@barbedsteel.com), [www.barbedsteel.com](http://www.barbedsteel.com)
- **Bill JACKSON'S SHOP FOR ADVENTURE,** 9501 US 19 N. Pinellas Park FL 33782, (727) 576-4169
- **NATURAL SELECTIONS,** Bill Murdoch, 4501 Montego Bay Court, #8, Tampa, FL 33613, (813) 971-4764
- **CENTER FOR RADIATION ONCOLOGY,** Kathryn Kapes, M.D., Jack Steel, M.D., Brandon, Plant City, Sun City Center, Tampa and Zephyrhills (813) 661-6339
- **COPY CONTROL MANAGEMENT, INC.** Donnie Cayo, Jr. 9411 Corporate Lake Dr. Tampa, FL 33634 (813) 882-3945 [www.copycontrol.com](http://www.copycontrol.com)
- **CAPTAIN RUSS SHIRLEY** (727) 343-1957 [www.captiruss.com](http://www.captiruss.com)
- **JOHN BROOM** (813) 765-6874 [John@JohnBroomRealtor.com](mailto:John@JohnBroomRealtor.com)
- **SALT WATER FLY FISHERMAN,** Capt. John and Michelle Homer,
- **SNOOK FIN-ADDICT GUIDE SERVICE, INC.** Capt. Rick Grasset, (941) 923-7799 [www.snookfin-addict.com](http://www.snookfin-addict.com)
- **SWANN'S FLY FISHING SHOP,** Jim Swann, 13650 South 98 Bypass, Dade City, FL 33525, (352) 567-6029
- **TAMPA BAY OUTFITTERS,** Egan Anderson, 701 South Howard, Suite 102, Tampa, FL 33606. 813-254-8444

<b>2006 member application</b>	
<b>Tampa Bay Fly Fishing Club</b>	
<b>Your Name:</b> _____	<b>Date:</b> _____
<b>Mailing address:</b> _____	
<b>City:</b> _____	<b>State:</b> _____ <b>Zip:</b> _____
<b>Hm. Phone:</b> _____	<b>Wk. Phone:</b> _____
<b>Email address:</b> _____	
<b>Type of Membership:</b> _____	
<b>Please Check: One Year</b> _____ <b>Five Year</b> _____	
<i>Please list names you wish to include in family membership</i>	
<b>Name:</b> _____	<b>Rel:</b> _____
<b>Name:</b> _____	<b>Rel:</b> _____
<b>Name:</b> _____	<b>Rel:</b> _____
<b>Annual Dues: \$25.00 Individual Membership</b>	
<b>\$35.00 Family Membership</b>	
<b>\$95.00 Corporate Single Membership</b>	
<i>(includes one membership and Ad Space)</i>	
<b>\$120.00 Corporate Double Membership</b>	
<i>(includes two memberships or family membership and Ad Space in Newsletter)</i>	
Five Year Dues: \$100.00 Individual Membership	
\$140.00 Family Membership	
Please make check payable to: Tampa Bay Fly Fishing Club	
C/o Rick Valeri, 1404 Oxfordshire Ct. Brandon, FL 33510	

Tampa Bay Fly Fishing Club  
P.O. Box 692  
Brandon, FL 33509-0692

 **JIM SWANN'S** 

Complete Fly Fishing Shop  
Rods - Reels - Hand Tied Flies - Materials  
Guide Service  
Classes in Flying Tying and Casting


**352-567-6029** 13650 So. 98 By Pass  
Dade City, Fl. 33525

**Natural Selections**

---

Bill Murdich (813) 971-4764

4501 Montego Bay Court, #8, Tampa, FL 33613

 License Number  
CGC037643

**ROBERT FISCHER**  
President

7702 Industrial Lane • Tampa, FL 33637 • (813) 989-1731

 **Shop For Adventure**

**SPECIALISTS IN:**  
BACKPACKING  
CAMPING  
CANOEING  
FISHING  
HUNTING  
IN-LINE SKATING  
KAYAKING  
METAL DETECTORS  
SCUBA DIVING  
SNOW SKIING

9501 U.S. 19 North, Pinellas Park, FL 33782  
St. Petersburg – (727) 576-4169  
FAX – (727) 576-7579  
www.billjacksons.com