



We will meet 6:30 pm on 2 May at the Northdale Recreation Center off N. Dale Mabry Hwy.

Fly Fishing Florida State Parks

Looking for a new place to fish? Look no further than Florida state parks with over 100 fly fishing opportunities. Kelly Sobczak has lived in Florida for over 18 years and loves fishing in these state parks. She will talk about the Florida state park system and highlight some of her favorite state parks for fly fishing around Florida.

Please join us for an informative and lively presentation. //Walt

Directions to Our Meetings (6:30 pm) Northdale Rec Center: Take Dale Mabry north past Ehrlich Road and then left on Northdale Blvd. Then left on Spring Pine Drive and straight to the Rec Center on the right.

PRESIDENT'S MESSAGE

I hope you all enjoyed our last meeting where we explored spring snook fishing. We try to provide good, hands-on fly fishing advice to members, but nothing beats getting on the water and trying it for yourself. Let us know how we can help as we encourage you to get out there. Snook will migrate to the beaches now, so bring your fly rod along and try to spot some in the clear water.

We are always seeking quality speakers and welcome your input. Additionally, let us know what seminars we can offer at our meeting such as fly tying, gear preparation or how to fish for different species. We often focus on tarpon, snook, and reds but other species are available on the fly. Let's try to make the club better with your ideas.

Jonas will be available at 5:30 for casting lessons continuing thru the spring and summer. Bring your own rod or Jonas will have one. Don't miss this opportunity for first class help. Meet Jonas at our next meeting or give him a call at 361 903 2846 to set something up.

//Walt Durkin 

Fly Fishing Quotes

"Fishing seems to be the great occasion when all manner of contradictions reconcile themselves." - Iris Murdoch

"I love people who make me forget my troubles. I love fishing because it's one of those things you can do alone or with someone, and either way, it's delightful." – Unknown

"Fishing is like dating; it's all catch and release until you find a keeper."

OFFICERS AND DIRECTORS

President: Walt Durkin	813-513-2122
Walt.durkin@aol.com	cell 813-853-5870
VP: Ted Hagaman	813-920-7863
Rick Valeri	813-765-3217
Patty Anderson	813-787-2556
Denise Bruner	813-748-5065
Bryon Chamberlin	813-361-8801
Pat Damico	727-504-8649
Robert Fischer	813-495-5685
Bruce Anderson	813-786-3902
Keaton Anderson	404-313-7820

TBFFC NEWS & NOTES

FFI Helps Science on the Fly Monitor Water

Science on the Fly (SOTF) is a project of Woodwell Climate Research Center and Fishpond. Woodwell Climate is a 501(c)(3) non-profit with top researchers leading the charge on climate science data collection, understanding climate change, and creating an impact on climate change policies.

Fly Fishers International (FFI) has devoted itself since 1964 to a mission of advocating for “All fish, All waters” by promoting the importance of fly fishing ethics, public land protection, and taking action against climate change. Their mission has been instrumental in making fly fishing a welcoming community, through conservation, education, advocacy, and inclusivity.

They are studying the nutrients and organic compounds found within the watershed, over time. All study locations are chosen based on the interest and availability of a local citizen scientist and/or lodge partnership, while also being convenient and accessible to sample monthly throughout the year.

Tom Logan, Chairman of FFI Board Conservation Committee, samples the St. Marks and Wacissa Rivers in Northern Florida. These two sampling sites have helped expand our project into Northern Florida, where coastal river ecosystems are increasingly threatened by sea level rise, algal blooms, and climate change.

El Palomero Fishing Tournament 2023

El Palomero is Punta Allen's (Mexico) only 501c3 charitable event hosted by Punta Allen, for Punta Allen. The purpose of this event is to support town projects that improve the lives of the children and their families. These are the people who make it possible for countless anglers from around the globe to fish Ascensión Bay; the world's most prolific waters for permit, snook, bonefish and tarpon. The event unites the town's fly lodges, guides, restaurants, and community leaders with fly anglers and industry sponsors who come together to bring awareness to the needs of the families of Punta Allen.

Club members Leigh West and Walt Durkin participated in the tournament and had a great time. These fish are hard to catch as 34 anglers fished for 3 days and only landed 5 permit. Enrico Puglici and his fishing partner won with two fish. Two big permit were caught, measuring 32 inches. Our results were permit, 200 and Walt and Leigh zero. We did catch bonefish, tarpon and snapper. Nonetheless, we all had fun and the event raised over \$20,000 this year for the community.



Big Gun Event in Brazil

A few years ago I received a query from a fly fisherman in Brazil. He had heard about our Big Gun casting event and wanted the details. I sent him everything and did not hear back for several years. In January I finally got his reply:

“I am not sure if you remember me...my name is Pedro Pereira and I live in Brazil. Three years ago (maybe) you sent to me all the information about fly casting championship named Big Gun.

Every year, we perform a Fly Fishing Festival in Brazil, with fly anglers from all over the country. These events include fly tying clinics, cast clinics, cast demonstrations, new gear tests, change information, and, of course, confraternizations. It runs in a beautiful place named Montanhas do Japi. It is a kind of natural park mixed with a club/restaurant, close to São Paulo city. At that time, we wanted to run an event similar to Big Gun in Brazil, inside the Fly Fishing Festival, but, because of the pandemic, we had to postpone our plans. However, last November 4th, we finally did the first Fly Fishing Cast Tournament in Brazil.

The event was fantastic, with more than 20 competitors and for the first one, not so bad. We did exactly six tests and a final distance casting competition, the same as Big Gun. Important to note, we have the same fisheries characteristics in our country, so the rules and tests of Big Gun served perfectly for us, with minimal changes.

The next event is scheduled for 17th June 2023. Because of the success of the last, we have already had a lot of people interested in participation. Next one will be bigger and better, for sure. We have made efforts to improve the art of fly fishing in our country, and we are totally convinced that this kind of competition, with practice fly casting, really helps us to achieve our goals.

We would like to thank you and all of TBFFC boards for your help. In my name and all the staff of the organization team. Some day, I expected that I would like to visit your club in one of the scheduled meetings you have, as you and your team are invited to visit us in Brazil. It will be my pleasure.”

Best regards, Pedro Pereira

Fly Fishing Festival Brazil - Staff member

Here are the pictures he sent of the event. The fact that our club could have a positive influence all the way to Brazil is pretty cool. Join us for our Big Gun in November. //Walt



Tailing Loop on Delivery

By Jonas

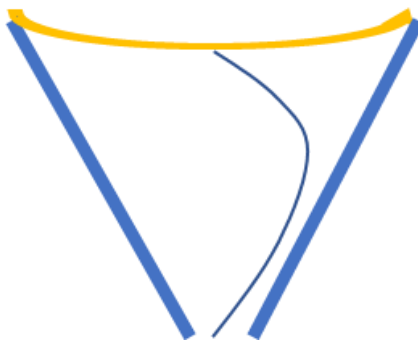
You are on the water and suddenly casting rather well. Damn, is it possible that those lessons Jonas gave me work (of course they do)? Now you spot a red cruising into your field of vision 50' out, and you false cast a bit (most anglers overcook that one). The fly line is behaving, and you go for the delivery. It looks good until the dreaded tailing loop enters, and the leader lands in a sorry pile. The red shakes its head and departs. Have you been there? Of course, a negative answer is a blatant lie. From time to time all casters will cast a tailing loop.

This is the likeliest scenario. When you are false casting, with the same line length, all is good. You will have a certain casting arc (see below). The rod tip is traveling in a straight line between the stops because of the rod's bend. You use more power for the delivery for the same arc and the rod tip dips. You can wind up with a tailing loop for several reasons, but they all have the rod tip path dipping.


Tailing loop - Loop caused by a concave rod tip path in which the top (fly) leg dips toward and crosses the bottom (rod) leg.



False casting



More power, same arc = tail



More power, wider arc = no tail

There are two ways to prevent this dip and the subsequent tail. First, don't put that extra power in - just cast as you have been doing and shoot the line. Second, if you put in more power just open the casting arc a wee bit.

The definition of a tailing loop from FFI's website.

<https://www.flyfishersinternational.org/Get-Involved/Casting-Instructor-Certification/How-to-Become-Certified/Definitions/General-Casting>

Patty Anderson Fishing Report

Last month our family hosted a crew of our daughter and son-in-law's friends who are butchers, chefs and food science professionals from the Montreal area. This group of foodies were all so excited to have fresh seafood available and some memorable feasts were created. My favorite was the night they cooked whole red snapper on the grill. This recipe is from my daughter so please give it a try- it is delicious!

Cooking a whole fish on the bbq by Lauren Anderson

Cooking a fish whole is great way to impress your guests and get a great crisp and flavour to your catch.

First you will need something to cook it on. The easiest method is a grilling basket, a clamshell style contraption that you can put your fish inside and easily flip it from side to side. Another option is a perforated baking sheet directly on the grill.

In this cooking style you will keep the head and tail on your catch, removing only the fins.

If you are cooking a larger fish, you will want to cut slits from the spine to the ribs of the fish, cutting almost through to the interior. Cut 2 or 3 slits on each side, about 2in apart.

Next use a paper towel dipped in olive oil and generously spread oil on the inside and outside of your clean, gutted fish. Sprinkle with salt and pepper, making sure to get in the slits and the inside of the fish. Stuff the inside with your favorite fresh herbs. My go-to is dill, lemon slices and red onion.

Place the fish on a preheated grill on medium heat. The skin will crisp up first and cook a few minutes each side, checking frequently. Smaller fish will cook quite quickly.

Present your cooked whole fish on a platter with a squeeze of lemon juice and show your guests you weren't exaggerating the size of your catch!



Grilled fish on the left and shots of Patty and Bruce winter trout fishing in Colorado



Smitty's Baitfish Pattern

This small baitfish fly can be used for inshore predators all year round and it's bound to be able to catch almost anything that swims and hunts small baitfish. Just combine the colors you like. The weight is important as it gives the fly its jiggy motion.

Hook: Daiichi Saltwater size 4-6 for summer fishing

Thread: Danville's Flatwaxed Nylon White

Weight: Silver bead 3.5 mm Tail:

Tail: Two Whiting Hen Saddle feathers, ginger. 1½" of small Pearl Mylar tubing

Body: Ice Dubbing UV Cinnamon

Hackle: Deer Creek Gliss N Glint Pearl/White

Eyes: 3 mm 3D Eyes Head:

3D Eyes Head: Flymen Fish Mask size 4

Coating: Solarez UV Flex

Tail prep: Strip two hen saddle feathers leaving the tip and the stem. Put the feathers back to back and run the stems through the Mylar tubing. Add a drop of Solarez UV Flex on each side where the tube touches the stems and cure. Clip into the feathers forming a "V". Rather cut too little than too much. It can be adjusted later.

1. Slip the bead onto the hook. Cover two thirds of the hook with a thread base.

2. Tie your tail down firmly on the hook and add a drop of glue when you have centered it on the hook shank. That will secure the tail.

3. Make a dubbing loop where the tie-in point of the tail ends. Dub the loop sparingly and wrap it to form a body. Don't brush the body yet.

4. Slide the silver bead down against the body and wrap a little thread to secure it. Add some glue or varnish to reinforce it. The weight sits 3 to 4 mm behind the hook eye. Make a new dubbing loop with sparse Gliss N Glint in a hair hackle manner. Wrap it on pulling the fibers towards the tail. Form a small head.

5. Now brush through the dubbing. Use a dubbing needle to loosen the fibers.

6. Attach eyes to indentations in Fish Mask and slide mask onto fly. Tie a thread dam in front of the mask whip finish and cut thread. Pull the fibers slightly back and apply Solarez Flex over the eyes and the gaps on the top and bottom of the Fish Mask. Cure. Trim the fibers if they are too long.



Robert Fischer fished with Jeff Shaffer and reports: Spanish mackerel are around the grass flats north of Anclote. Blue and white flies tied on 4x long shank hooks work well, or a 3" trace of wire leader will minimize cutoffs. This is a good way to get rid of your old flies since the mackerel tear them up pretty badly.

Ken Moser caught this snook with Captain Ken Tutalo on a day trip in Tampa Bay.





Patty and Bruce Anderson are fishing the Everglades for a few days finding snook and trout in the back country. Bruce talking strategy with Ed Fisher and Rick Fender over snacks.



We lost a long time friend in May with the passing of **Buddy Stokes** after a two year battle with lung cancer. Even though not a fly fisherman, Buddy was a friend of the club and always came to our holiday parties and outdoor events to take photos. Buddy, as also a life-long member of the Coastal Conservation Association, worked to help improve Florida's environment for fishing. I fished with Buddy on our annual trips to Wacasassa, in Mexico and also on three trips to the Amazon for peacock bass. Buddy is pictured to the right with myself and Captain Frank Rhodes at the market in Manaus, Brazil. Frank and Buddy are shown below holding a big python. I volunteered to take that photo. Finally, on the lower right Buddy is resting at the airport coming home from our trip to the jungles of Columbia. We barely survived after fighting off bugs, bad food and running out of beer. Buddy was a good man to fish with when things got tough, always with a steady hand and of good cheer.



Fly Gear for Sale

Tom Perkins is selling these items as one unit. Would rather not piece it out. Some beginner looking for a complete outfits, both fresh and salt water: Tom Perkins 352-467-1644 call, text or leave msg. \$500 takes it all!

- 1pr-Orvis boots w/removable studs size 10
- 1pr- Orvis Silver Sonic waders Size XLS X(xtra large short)
- 1- Redington Classic Trout rod w/case mod. 590-4 9'0" #5 line
- 1-Redington Pursuit reel 4/5/6 w/ line & backing
- 1- Redington Pursuit rod w/case 890-4 #8 line 9'0"
- 1- Redington Pursuit reel 7/8/9 w/ line & backing
- 1- Cabela's deluxe fly tying tool kit w/ thread, feathers etc.
- 1- Nylon net
- 1- Vest, Master Sportsman mesh XXL W/ many pockets and fishing gloves(fingers can be covered).



Trolling Motor For Sale

Club member Robert Fischer is selling this trolling motor. Motor Guide W75 Remote Control Trolling Motor; 24 volt, 48" shaft; very good condition. \$350. Call Robert at 813-495-5685.



Fishing Report and Forecast

“What a great time to go fishing!”

Fly fisherman and casting instructor Pat Damico charts Fly Guy in lower Tampa Bay and can be reached at captpatdamico.com and 727-504-8649.

If you can't get out to fly fish, what is there to do? This is a good time to make sure your equipment is ready for your next outing. If your rod and reel are compatible and in good condition, the next and most important item is your fly line. Strip the line from the reel and examine the part that you use most. It will be easy to tell because the line left on the reel will look almost new. Using some warm non-detergent liquid soap on a micro towel, run the used line through it folded over in one hand while pulling it through with the other. Do this several times. The dirt on the towel should amaze you. Pull it through a towel with plain water a couple of times and then through a dry paper towel. Inspect the line for damage, if there are major nicks and cracks, a new replacement is in order. If the line looks fine, treat it with one of the many liquid line dressings available at your local fly shop, carefully following the manufacturer's instructions. This will restore some of the chemical components and preservatives that make it shoot through the guides and float well. Never store fly lines where the heat and sun will cause irreparable damage. I clean my fly lines after every outing in saltwater.

Capt Rick Grasset reports: Look for reds and snook in skinny water. Deep grass flats are usually a good option for action with trout, blues, pompano, Spanish mackerel and more. Snook fishing around dock lights and bridges should also be a good option now. Our natural resources are under constant pressure from red tides and other algae blooms fueled by residential, industrial and agricultural runoff, toxic spills and intentional releases, freezes, increasing fishing pressure and habitat loss and degradation, please limit your kill, don't kill your limit!

Fin-Addict Guide Service, Inc.; E-mail snookfin@aol.com; (941) 923-7799.




2023 CALENDAR OF EVENTS

- Jan 14 Casting Clinic
- Jan 14 Red Fly Tournament
- 11 Mar Picnic Island Outing
- 25 Mar Annual Banquet
- July Lake Calm Freshwater Outing
- Oct (virtual) Marine Quest, St Pete
- Oct Carl Hanson Outing
- Nov Chattooga Trip for trout
- Nov Big Gun, Picnic Island
- Dec Play Hooky at the Suncoast
Youth Center
- Dec Don Coleman Outing, Ft Desoto

Corporate Sponsors

These companies sponsored the Tampa Bay Fly Fishing Club. Some are members of the club. We urge you to patronize them.

- BARBED STEEL CHARTERS, Capt. Bryon Chamberlin, (813) 361-8801, captbryon@yahoo.com..
- REDFISH LANDING GUIDE SERVICE, Capt. John Hand www.RedfishLandingGuideService.com, (239) 842-7778
- THE FLY GUY, Capt. Pat Damico, (727) 504-8649 ,w www.captpat.com, pat4jaws@hotmail.com
- SNOOK FIN-ADDICT GUIDE SERVICE, Capt. Rick Grasset, (941) 923-7799, www.snookfin-addict.com
- SWANN'S FLY FISHING SHOP, Jim Swann, 13650 South 98 Bypass, Dade City, 33525, (352) 567-6029
- Carbon Marine, 3916 W. Osborne Ave. Tampa Fl, 33614, 813-870-1234
- Tampa Fishing Outfitters, 3916 W. Osborne Ave, Tampa, FL; 813-870-1234, tampafishingoutfitters.com



JAFFE|TILCHIN
WEALTH MANAGEMENT

Investment Management
Trust & Estate Services
Retirement Planning
Corporate Benefits
Insurance Services
Auto, Home & Business

RICHARD HAPPLE, CFP®
Investment Advisor Representative

15350 N. Florida Ave.
Tampa, FL 33613

Direct 813.964.4217
Cell 813.732.5190
Fax 866.804.2637

rhapple@jaffetilchin.com
www.jaffetilchin.com

Tampa Fishing Outfitters
Largest tackle shop on the W. coast of FL
great fly fishing gear
3916 W. Osborne Ave. Tampa Fl, 33614
Phone: 813-870-1234
Website: tampafishingoutfitters.com

Carbon Marine
Inshore fishing boat accessories, push poles and repair
Joe Welbourn
(813) 928-9887
jwelbourn@carbonmarine.com



SaltFllys

Custom Built Saltwater Flies

CRAIG SMOTHERS

PHONE: (941) 266-5209

5526 SHADY BROOK TR.

EMAIL: SALTFLYS@GMAIL.COM

SARASOTA, FL. 34243

WEBSITE: WWW.SALTFLYS.COM



The Fly Guy

Capt. Pat Damico

2981 E. Vina del Mar Blvd.

St. Pete Beach, FL 33706

Tel. 727-504-8649

Hppt://captpat.com

pat4jaws@hotmail.com

Barbed Steel Charters, Inc.

Specializing In Fly Fishing Along Florida's West Central Gulf Coast



Capt. Bryon Chamberlin

(813) 361-8801

captbryon@yahoo.com

www.barbedsteel.com

USCGI licensed operator



JIM SWANN'S



Complete Fly Fishing Shop

Rods - Reels - Hand Tied Flies - Materials

Guide Service

Classes in Flying Tying and Casting

352-567-6029

13650 So. 98 Bypass
Dade City, FL 33525

Member Benefits

TBFFC is famous for its value and focus on the sharing of information, experience, and craftsmanship with its members. As a TBFFC member you will enjoy many benefits free or at nominal cost.

- Monthly Meetings with informative speakers
- Fishing Trips Sponsored by Members and the Club
- Group Clinics and Workshops
- Fly Tying Lessons
- One-On-One Fly Casting Lessons
- Shirts and Hats with club logo
- 80-page Beginner's Basic Skills Instruction Manual
- Annual Banquet

Fly Fishing Guides

- Capt. Nick Angelo (813) 230-8473
- Capt. Pat Damico (727) 504-8649
- Capt. Bryon Chamberlin (813) 361-8801
- Capt. Rick Grasset (941) 923-7799
- Capt. John Hand (239) 842-7778
- Capt. Greg Peterson (423) 432-1973

Fly Casting Coaches

South Tampa

Walt Durkin.....813-853-5870

North Tampa

Jonas Magnusson.....361 903 2846

Robert Fischer.....813-495-5685

Leigh West813-971-8697

Ted Hagaman.....813-920-7863

St. Petersburg

Capt. Pat Damico.....727-504-8649

Member Application

Tampa Bay Fly Fishing Club

Name: _____

Date: _____

Mailing address: _____

City: _____ State: ___ Zip: _____

Hm.Phone: _____ Wk. Phone: _____

Email address: _____

Type of Membership: _____

Please Check: One Year _____ Five Year _____

Please list names you wish to include in family membership

Annual Dues: \$40.00 Individual Membership

\$50.00 Family Membership

\$150.00 Corporate Single Membership

(includes one membership and Ad Space)

Five-year dues: \$160.00 Individual Membership

\$200.00 Family Membership

Please make check payable to: Tampa Bay Fly Fishing Club C/O Walt Durkin at 3401
W Vasconia St, Tampa, FL 33629