




Next meeting 2 Dec 2025
5:30 PM to 9:00 PM
Annual Holiday Party

Please join us in celebrating the holidays with good friends and food. Spouses are welcome! We are featuring a charcuterie table. The club will furnish ham, hearty salads, smoke salmon, Hearts of Palm and shrimp salad and other items. We will also furnish dessert, featuring holiday cup cakes from Wrights Deli and tiramisu. We ask that folks bring an appetizer, salad or something for the charcuterie table. Please also bring your good cheer and holiday spirit as we kick off the holidays in style. Finally, we ask that you bring a funny, weird or nice gift to participate in a “white elephant” gift (\$10-\$15) exchange. See the official rules for this raucous happening on page 2.

*******Please note we are meeting at the Carrollwood Red Center located at 3515 McFarland Rd where we held our banquet.**



White Elephant Exchange

Players draw numbers to determine what order they will go in.

The first player selects a gift from the pool and opens it.

Make sure everyone can see the gift!

The following players can choose to either pick an unwrapped gift from the pool or steal a previous player's gift. Anyone who gets their gift stolen in this way can do the same – choose a new gift or steal from someone else.

To keep things moving along, there are a couple of limits on gift swapping:

A present can only be stolen once per turn, which means players who have a gift stolen from them have to wait to get it back.

After three swaps, the turn automatically comes to an end (otherwise things could drag on for a *long* time).

Three Swaps and *the Gift is Out*. If a present gets stolen three times, it's out of the game and the person who holds it gets to walk away with it.

After all players have had a turn, the first player gets a chance to swap the gift he or she is holding for any other opened gift. Anyone who's gift is stolen may steal from someone else (as long as that person hasn't been stolen from yet). When someone declines to steal a gift, the game comes to an end.

Note that for this last "extra" turn, the three-swap rule doesn't apply. Players can keep swapping until someone decides to stand pat, or there are no other eligible people to steal from.

Directions to Our Meeting: This month only: Carrollwood Red Center located at 3515 McFarland Rd this month from 0530 to 0900 PM.

PRESIDENT'S MESSAGE

Hello Friends, I hope you enjoyed our last meeting where we held a round table discussion on wade fishing for red fish in Tampa Bay. Thanks to all who contributed their ideas for a good exchange of information.

Jim Dye is managing our club Facebook page, which we have updated and members are now posting pictures. I encourage you to check it out as a good source of fishing news.

See page 10 for info on Tim Elms and the Mayfly Project. Our club will make a donation in December.

Check out pages 19 and 20 for deals on fly rods and a john boat.

We are working to update our annual calendar for next year. Look for a new calendar in our January issue.

December brings some good low tides, so I encourage you to check them out and get out on your favorite flat. The cool, clear water should offer good sight fishing opportunities.

//Walt Durkin



Fly Fishing Quotes

"Fly-fishing is a magic way to recapture the rapture of solitude without the pangs of loneliness." John D. Voelker

"To go fly fishing is the chance to wash one's soul with pure air, with the rush of the brook, or with the shimmer of sun on blue water. It brings meekness and inspiration from the decency of nature, charity toward tackle-makers, patience toward fish, a mockery of profits and egos, a quieting of hate, a rejoicing that you do not have to decide a darned thing until next week. And it is discipline in the equality of men - for all men are equal before fish." Herbert Hoover

OFFICERS AND DIRECTORS

President: Walt Durkin

Walt.durkin@aol.com

cell **813-853-5870**

VP: Ted Hagaman

813-455-4016

Patty Anderson

813-787-2556

Denise Bruner

813-748-5065

Bryon Chamberlin

813-361-8801

Pat Damico

727-504-8649

Robert Fischer

813-495-5685

Ginny Fischer

813-495-5685

Bruce Anderson

813-786-3902

Jim Dye

941-730-3647

Keaton Anderson

404-313-7820

TBFFC NEWS & NOTES

New Club Shirts are available in white, blue and tan. They cost us \$27 and will offer them at \$30. We also have new club hats to offer in three colors (\$25).

The TBFFC 'Hooky for the Holidays' event will be held at the Suncoast Youth Conservation Center on Monday, December 15th this year. Guests will have the opportunity to fish the pond on site or take a kayak out fishing with SYCCN, weather permitting of course! We usually start arriving at 8:30am, get on the water around 9am, lunch at 11:30 or 12pm, and tour the site after, if interested. The Club will provide lunch, drinks and kayaks.

I am looking for information on the RedFly tournament usually held in January and on the Waterman tournament usually held in February. They are both fun and the Waterman is a fund raiser for their clean water project, so good to support.

We are planning an outing at the Cypress Point Park on 20 December at 8:00 AM. We will talk fishing tips and tactics and then go wade fishing. Request old hands show up to help the newer folks. We will have good, low tides that morning.



Catch of the Month Photo Contest

To all members of the Tampa Bay Fly Fishing Club. Here is your chance to be on the front page of the Tampa Bay Fly Fishing Club website! Each month we will review and display the best member photo of your fishy catch. The best photo will be judged on the quality of fish caught, composition of the image as well as the excitement of the moment of the catch.

Send all photos with subject line Photo Contest along with your first and last name to: Tampabayffc@gmail.com

Be sure to show the lucky angler, the fish and lure (hopefully a fly) in your photo. All entries will receive a raffle ticket for a nice prize, which we will award at our annual Holiday Party. Capt. Bryon with a bonefish.



November Meeting Recap

Thanks for attending and I hope everyone enjoyed the meeting and learned something new. Thanks to Ginny and Robert for hosting our raffle where every ticket is a winner. We had another good turnout with two individuals asking to sign up. Our Face Book page also brought in one new person. The Round Table talks were well received and gave everyone a chance to see each other face to face and exchange tips. And, good news -- a few younger anglers showed up. //Walt



The BIG GUN SHOOT-OUT

Our Big Gun competition was a success and a lot of fun this year. Ten teams competed over the six stations, which tested their ability to execute fly fishing casts. For the second year, we welcomed a three-generation team consisting of Bob, Lowell and Carter Bebout. Eight-year-old Carter was quite impressive and scored well again this year.

Winning Team: Hold My Root Beer - Total Team Score 1,213

1. Tim Elms score 454
2. M.J. Provencher score 335
3. Joe Mahler score 424

The Winner of the Ladies Trophy was Lisa Lowman scoring 360. There were five ladies in the competition. The Individual Trophy winner was Tim Elms with a score of 454.

Four competitors scored over 100 feet to enter the Big Gun Casting competition. Lowell Bebout won with a final total of 109 feet. The other long cast competitors were Joe Mahler, Tim Elms, and Leigh West. We dedicate the long cast to Dave Olsen who holds the record of 138' 6". Dave passed last year and was a great supporter of the Big Gun.

The winners all received trophies and the club supplied drinks and lunch. **Special thanks to Tampa Fishing Outfitters** who donated about \$400 worth of fly lines and leaders. And, thanks to all participants for your spirit, competition and friendship. //Walt

Tim and Lisa won as individual champions shown to the right.

Our Big Gun champ Lowell is shown below.

Lower right are the team champs: Joe, M.J. and Tim





More Big Gun photos



Tampa Bay Fly Fishing Club Google Group

Keep in contact with your fishing friends through the TBFFC Google Groups!

This is a closed discussion between current club members that have joined the TBFFC Google Groups. This allows communication directly with other group members with anything related to fishing, outings, trips or anything fishy! To join the TBFFC Google Group, you will need an invitation to join.

- To be invited, send an email with your first and last name and email address that you want to communicate through to: Bruce Anderson

sightcaster@gmail.com

- Once I receive your email, I will send an invite to your email address with an invitation to join the Group. Click on the invitation Link, and your email will be added to the group.

You will need a Google account to have access to the TBFFC Group. If you have a Gmail address, you already have a Google account. If you do not use Gmail, you can set up a Google account without using Google email. This can be done by doing a search for Google Sign in. If you attempt to sign in to Google without an existing account, a create account option will appear. Click this and create a Google account.

To access the TBFFC Group you must be logged into your Google account. So, be sure to log in first.

Next in the address bar type: Groups.Google.com This will direct you to your Google Group home page. In the center of this page will be a list of all the groups you are a member, including the TBFFC Group. Click on the TBFFC group, and all the current discussions will be listed. A new discussion can be started by clicking on the New Conversation tab at the top left of the screen. If you experience any issues logging in or going through the process, please reach out to me.

Bruce Anderson

Mayfly Project

We got this from Suncoast member Tim Elms: I hope this finds you and your loved ones safe, healthy, and happy in this holiday season. For the past 5 years, I've been volunteering as a mentor to children in foster care through fly fishing. As you may or may not know, I'm an avid fly fisherman here in the beautiful city of St. Petersburg, Florida. I'm passionate about sharing my love for fly fishing with children, especially those who may not have access to such opportunities. This mentorship has been incredibly rewarding for me, allowing me to help kids enjoy our amazing waters and resources.

The Mayfly Project is a Nationwide non profit that Mentors Children in Foster Care with Fly Fishing. Every spring, for 5 Saturdays our chapter mentors anywhere from 6 to 10 kids with fly fishing. We strive to have a 1 on 1 approach to mentorship so there is consistency in our outings.

As you can imagine, being in a foster home can be very stressful, routine, and sometimes complicated. Our duty with The Mayfly Project is to take them out and enjoy the outdoors with hopes and dreams of catching the big one! We teach the kids how to cast, tie flies, handle fish, be a good conservationist, and enjoy the outdoors for a lifetime. At the end of the 5 outings the children get ALL the equipment they need to be future fly masters, including a new rod, reel, line, and a bunch of flies for future success!

I know we all have busy schedules and lots of giving going on. All proceeds go to activities, meals, fees, and expenses we incur. If you can take a quick second and help us out with any amount we will be forever grateful. Thank you and have an amazing Holiday Season! Tight Loops to all!

If you are a facebook user this is the link to our fundraiser to make it super easy:

<https://www.facebook.com/donate/857766570032351>

For non facebookers you can donate direct to us at:

<https://purecharity.com/checkout/408126>

IF you want to send a check that works also! It's best to send it to me, so I can code it to our St. Petersburg Chapter.

Make check payable to: The Mayfly Project

My address: 852 Live Oak Terrace NE

St Petersburg FL 33703

To learn more about The Mayfly Project Go here:

<http://www.themayflyproject.com>

Thanks so much and Happy Thanksgiving! Feel free to share this with anyone else!

Tim Elm



Fly Fishing Tip for August

I wrote this article 11 eleven years ago. Since I had a question about spoon flies at the last meeting, I thought I would run this again. //Walt

Get Crafty With Spoon Flies

After retiring two years ago, I turned to more fly fishing and tying as challenging activities. Spoon flies quickly bubbled to the top as effective and easy-to-tie patterns. For example, on a wade fishing trip in Tampa Bay I hooked a nice red fish. He spit the hook after a short fight, but a 27 inch snook grabbed the fly as I continued my retrieve. Two great sport fish on one cast sold me on spoon flies.

Get creative and you can tie the body of the fly with almost any material. Your local craft store is a good source, but body materials are all around. Look for material that is shiny on one or both sides and the right colors. Foil tops on yogurt work well having found some in silver and blue. Ribbons found in department store sewing areas work well and I use one with gold flakes on one side and bronze on the other. Both colors have worked well especially for red fish. Aluminum cans also make super bodies. This body is thin, light and strong and you can find nice silver and gold combinations. As a bonus, you must first drink the beer to prepare you materials for tying. Finally, holographic material designed to stick on spinner blades is very good. This material comes in small sheets, is generally silver on the sticky side and your choice of colors on the other side. They make super flashy spoons.



Tied with just a simple body, the fly imitates a flashy baitfish, in distress. This style fly fishes shallow, is very light and casts easily. Spoon flies also ride hook up adding a natural weed-less characteristic. Tie on with a non-slip loop knot for maximum action. As you retrieve, the fly will rise in the water and between strips will fall with a side-to side-motion. Expect strikes in either case, but this will depend on the water conditions and species of fish. Speed of retrieve will also vary from very slow to somewhat fast.

I use a long shank hook in size 2 generally for about a one-inch fly. De-barb your hook and bend the shank from the eye toward to hook point with a small, even bend. A slight bend is all that is necessary. Next cut your material into a rectangle and measure the length carefully along the hook from the eye to just where the hook curves. Your rectangle should be perhaps, one inch by $\frac{3}{4}$ inch. With scissors, start at the bottom center and cut out a pointed oval out of the rectangle. Start your thread (red works well) at the eye and wrap to the bend of the hook. Lay the material on the top of the hook and tie in the back point with a few good wraps. If using slippery material (beer can) make two tiny cuts at each end for the thread to catch on. After capturing one end, move your thread to the eye and tie in the front by holding the material flat to the hook. Tie in a weed guard if desired. Finish the fly by coating with 5-minute epoxy on both sides with an even coat. Place on a drying wheel, or spin by hand for 5 minutes. This is the basic pattern, which fishes fine as is. The epoxy holds your body material to the hook very well and makes a durable pattern.

Additions: You add weight to the fly with eyes tied either back or front. Or, you can wrap the hook with lead wire, my first choice. You can also add a tail using your favorite material, say flash or marabou. One proven pattern is a gold caffeine diet coke can with gold flash and six brown silly legs. This makes a two-inch pattern imitating a crab, shrimp or minnow.

Chattooga Trout Fishing Mid-November

Seven club members traveled to S Carolina to fish for trout in the Chattooga and Chauga Rivers for five days. We stayed in the barracks in the Oconee State Park where we prepared and shared great meals. We had good sunshine all week, but the second and third days were quite cool down to 30 degrees. And, on Monday evening we had a skiff of snow! The rivers were running low and easy to wade, but the fishing was a little slow do to stocking issues. Nonetheless, we caught rainbow, brown and brook trout mostly on nymphs, but had some dry fly action. Robert and Jim booked two days on the Tuck and had super float trips with their guide. The Chattooga is designated a wild and scenic river and the views were spectacular as always. We will plan to go back in 2026.





Snow and
Northern
Lights!



Fishing the South Side of Cypress

Ted and I fished the Cypress flat two days in mid-November on a medium low (-.4) tide to check things out. While the tide was not as low as we like, a northeast wind and sunny skies helped. The water was a little off color and we found lots of mullet milling around, a good sign. We went north the first day and had the flat to ourselves. We walked to the end of the flat and only spotted two reds so we quit about 1130 and went to lunch. The next day we decide to go to the south end and had better luck. We walked straight out past the blue buoy looking for reds over the sandy bottom. Toward the far side I stopped at the edge of the shallow channel and not seeing any reds I made blind casts in the channel with a Kwan fly and had a hit right away. While Ted stayed a little further east of me, I caught about a dozen trout one after another. Those were the most trout I ever caught there and a pleasant surprise. They were staged in the channel on the incoming tide. I carefully released each fish with my gripper never touching them with my hand. Trout are pretty delicate and it's best to avoid handling them. A gripper or fish release tool is very useful in this case. One nice trout is shown on the right ready for release. I keep my gripper on a tether to let the fish rest if needed. //Walt



The Kwan is a good shrimp or minnow imitation and will entice reds, snook and trout. Check it out!

Two Boy's Inn, Andros Island, Bahamas Mid-November

Robert Fischer sent us this report: "Leigh West and I spent a week on Andros Island with some friends from Sarasota and caught many bones in the 2 to 4 pound class. Then we wanted to catch some larger ones so hunted them specifically. No schools, but on flats away from the crowds. Leigh had to make an 80 foot cast to get his but I was luckier, only a 20 foot cast. Then we had to pull very hard to keep them away from sharks. My 7 weight rod and 12 pound tippet were maxed out. Both fish measured 25 1/2", a strange coincidence.



Biscayne Bay Bones

From Capt. Bryon Chamberlin: “ I went down to fish Biscayne Bay last weekend (Big Gun weekend) with my friend Capt. Honson Lau. We finally had great weather, and we took full advantage of it. On Saturday we caught 8 of 9 bonefish hooked. 4 were run of the mill, but the other 4 were of the larger variety. Two were in the 8lb range. My biggest was probably close to 10lbs and Honson got one that taped out to 27in to the fork. We put that number into the BTT bonefish weight calculator and it turned out to be 11.4lbs! Now I wish we would have measured my fish because we under estimated the weight of Honson’s fish by over a pound. All 4 of the big fish were caught tailing. Super exciting to see and very aggressive eats of the fly too. Sunday wasn’t as good as Saturday. We had more clouds to deal with and the water temperature dropped 2° overnight to 69°F. That put the bonefish in a bad mood. I hooked one that was close to 8lbs and lost it after a long run. Then I missed the set on a smaller fish. Still a great weekend of fishing. If you want to try and catch a truly big bonefish, reach out to Capt. Honson Lau at (786) 298-1436 or tarponwt@gmail.com to book a charter. He knows where the big bonefish live in Biscayne Bay.”



Club member Kevin Welsh sent us this report:
“Managed to find some reds on the flats on the upper Tampa bay on low tides.” Good job Kevin!

Ted and I fished the south end of Safety Harbor from Ted’s Carolina Skiff and we found some reds over a dark mud flat. We spooked most of them, but I got the one pictured right on my Kwan fly.





Matt Santilli sent us this:
"Fishing report for St. Augustine:
Offshore has been disappointing
for pelagics and keeper bottom
fish. But big red snapper can be
found in the 15-25 mile range as
well as slot Vermillion snapper.
Inshore has been tough as well,
though lots of red drum,
including many over slots, can be
found on shallow water mud
flats near inlets at low tide. Trout
should move in more as the
water cools and snook are
mostly cleared out. "
Pic: My dad with a 18lb Red
snapper. Biggest of the day was
~25lb.

FOR SALE - 2019 Bass Pro – Boat, motor, trailer \$3600
2019 Tracker Topper 1542 / 15HP Mercury MT / Trailer
Excellent condition, 57 hrs. on motor, manual start, tiller
Extras include cover, 6 gal gas tank, swivel detachable seat, lines & misc

Email or call: Bruce Anderson 813-786-3902
Sightcaster@gmail.com



Douglas Fly Rod sent us a 40% off deal. Read the details below and let me know if you would like to buy one of their rods. They cost \$500 to \$900 retail. //Walt

Hi Tampa Bay Fly Fishers,

I hope you're doing well. My name is Chelsea and I'm reaching out from Douglas Outdoors, the makers of the **award-winning SKY G** and **DXF Gen2** fly rods. We've been expanding our presence in Florida and wanted to connect with your club, given your members' strong focus on saltwater fly fishing.

Our Douglas Saltwater Series rods were built specifically for the demands of Florida's fisheries, engineered for long, accurate casts in windy conditions and with salt-resistant components that stand up to tarpon, redfish, snook, and bonefish.

I did attach our complete fly rod digital catalog, but more specifically **page 15** outlines ALL our saltwater fly rods that we offer.

To introduce your club to Douglas, we'd like to extend an **exclusive offer** just for your members, special pricing (40% off MSRP) on all Douglas saltwater fly rods.

If this sounds like a good fit, simply reply to this email and we'll get your group set up with usernames for our portal right away all we will need are email addresses to get them signed up. We'd love to see Douglas rods in the hands of your anglers this season and to support your club's events however we can.

Tight lines,

Chelsea Lehman

[Douglas Outdoors](#)

43 County Rt 59 Phoenix, NY 13135

o:315-216-9584 | c:315-399-7307



Fishing Report and Forecast

“What a great time to go fishing!”

Fighting the Wind

I have seen some members of our local fly-fishing clubs on the water using spin tackle because they felt it was too windy to use their fly rods. However, you will occasionally see someone fly fishing in the wind, and they seem to be very comfortable. If you plan a distant fishing trip, days without wind may be very scarce. Several things will help. Keep your loops very tight. Cast very close to the water, holding the fly rod horizontal instead of vertical. This gives the wind less time to destroy your cast. Keep your rod, fly line, and fly on the downwind side of you in a crosswind. Using a longer rod keeps everything away from you, including your fly's hook point. Use smaller flies that are lightly dressed. Shorten your leader and make it heavier and stiffer than usual. A chop on the water allows you to get much closer to fish, making shorter casts the norm. Avoid fishing in open water; find areas where there is protection from the wind. Islands, trees, buildings, and bridges can be used to your advantage. This is a good time to fish narrow creeks and channels.

Fly fisherman and casting instructor Pat Damico fishes from Fly Guy in lower Tampa Bay and can be reached at www.captpatdamico.com and (727) 504-8649.

Fishing Report

You may find reds in potholes or along the edges of flats and bars when the tide is low. They may also tail on shallow grass flats on negative low tides. Lightly weighted flies, like my Grassetts Flats Minnow, will work well in that situation. Weed guards are also important when targeting reds on shallow grass. You may also find reds around docks during the day or at night this month. Use a sink tip fly line and a weighted fly to get your fly into the strike zone for reds. Flounder prefer a mix of sand and grass, particularly in potholes or on the edges of bars. Fly anglers should score with weighted flies, like Ultra Hair Clousers or my Grassetts Flats Minnow fly.

You may find big trout in skinny water this month in many of the same areas where you find reds. I feel that it's important to release larger over-slot trout, which are usually female breeders. The same flies and techniques that I use for reds will also work for trout in the same areas. I feel that it's important to protect large trout, which are usually female breeders. Full regulations and details can be viewed at <https://myfwc.com/>.

SNOOK FIN-ADDICT GUIDE SERVICE, Capt. Rick Grasset, (941) 923-7799, www.snookfin-addict.com) 923-7799.



2025-6 CALENDAR OF EVENTS

- Jan Fly Casting Seminar
- Jan Red Fly Tournament
- Feb Waterman Tournament
- Feb Cypress Park Outing w/Suncoast
- Mar 28 Annual Banquet
- May Lake Calm Freshwater Outing
- Oct 17 Carl Hanson, Hillsborough River
Rotary Park and Trout Creek
- 8-14 Nov Chattooga Trip for trout
- Nov Big Gun, Picnic Island
- Dec 15 Kayaking Suncoast Youth Center
- Dec 20 Suncoast Outing, Ft Desoto

Corporate Sponsors

These companies sponsored the Tampa Bay Fly Fishing Club. Some are members of the club. We urge you to patronize them.

- BARBED STEEL CHARTERS, Capt. Bryon Chamberlin, (813) 361-8801, captbryon@yahoo.com..
- REDFISH LANDING GUIDE SERVICE, Capt. John Hand www.RedfishLandingGuideService.com, (239) 842-7778
- THE FLY GUY, Capt. Pat Damico, (727) 504-8649 ,w www.captpat.com, pat4jaws@hotmail.com
- SNOOK FIN-ADDICT GUIDE SERVICE, Capt. Rick Grassett, (941) 923-7799, www.snookfin-addict.com
- Tampa Fishing Outfitters, 3916 W. Osborne Ave, Tampa, FL; 813-870-1234, tampafishingoutfitters.com

Tampa Fishing Outfitters
Largest tackle shop on the W. coast of FL
great fly fishing gear
3916 W. Osborne Ave. Tampa FL, 33614
Phone: 813-870-1234
Website: tampafishingoutfitters.com

	RICHARD HAPPLE, CFP® Investment Advisor Representative
Investment Management Trust & Estate Services Retirement Planning Corporate Benefits Insurance Services Auto, Home & Business	15350 N. Florida Ave. Tampa, FL 33613 Direct 813.964.4217 Cell 813.732.5190 Fax 866.804.2637 rhapple@jaffetilchin.com www.jaffetilchin.com

Barbed Steel Charters, Inc.
Specializing In Fly Fishing Along Florida's West Central Gulf Coast



Capt. Bryon Chamberlin
(813) 361-8801
captbryon@yahoo.com
www.barbedsteel.com

USCG Licensed & Insured



SaltFlies
Custom Built Saltwater Flies

CRAIG SMOTHERS	PHONE: (941) 266-5209
5526 SHADY BROOK TR.	EMAIL: SALTFLYS@GMAIL.COM
SARASOTA, FL. 34243	WEBSITE: WWW.SALTFLYS.COM

Member Benefits

TBFFC is famous for its value and focus on the sharing of information, experience, and craftsmanship with its members. As a TBFFC member you will enjoy many benefits free or at nominal cost.

- Monthly Meetings with informative speakers
- Fishing Trips Sponsored by Members and the Club
- Group Clinics and Workshops
- Fly Tying Lessons
- One-On-One Fly Casting Lessons
- Shirts and Hats with club logo
- 80-page Beginner's Basic Skills Instruction Manual
- Annual Banquet

Fly Fishing Guides

- Capt. Nick Angelo (813) 230-8473
- Capt. Pat Damico (727) 504-8649
- Capt. Bryon Chamberlin (813) 361-8801
- Capt. Rick Grassett (941) 923-7799
- Capt. John Hand (239) 842-7778
- Capt. Greg Peterson (423) 432-1973

Fly Casting Coaches

South Tampa

Walt Durkin.....813-853-5870

North Tampa

Jonas Magnusson.....361 903 2846

Robert Fischer.....813-495-5685

Leigh West813-971-8697

Ted Hagaman.....813-920-7863

St. Petersburg

Capt. Pat Damico.....727-504-8649

Member Application

Tampa Bay Fly Fishing Club

Name: _____

Date: _____

Mailing address: _____

City: _____ State: ____ Zip: _____

Hm.Phone: _____ Wk. Phone: _____

Email address: _____

Type of Membership: _____

Please Check: One Year _____ Five Year _____

Please list names you wish to include in family membership

Annual Dues: \$40.00 Individual Membership

\$50.00 Family Membership

\$150.00 Corporate Single Membership

(includes one membership and Ad Space)

Five-year dues: \$160.00 Individual Membership

\$200.00 Family Membership

Please make check payable to: Tampa Bay Fly Fishing Club C/O Walt Durkin at 3401
W. Vasconia St, Tampa, FL 33629